

Retail Price List

2024

About Us:

As a leading provider of innovative and functional office furniture solutions, dedicated to creating inspiring workspaces that enhance productivity and promote a positive collaborative work culture. Our mission is to revolutionise the way people perceive and utilise office furniture, making every office a space of comfort, style, and efficiency.

Our Vision:

We envision a future where office furniture seamlessly blends form and function, catering to the evolving needs of modern work environments. We strive to be at the forefront of this transformation, setting new standards for quality, design, and sustainability in the industry.

Key Values:

Quality: We are committed to delivering top-notch, durable office furniture that stands the test of time, providing our clients with lasting value and satisfaction.

Innovation: Constantly exploring new materials, designs, and ergonomic solutions to ensure our furniture adapts to the evolving needs of contemporary workspaces.

Customer-Centricity: Putting our customers at the core of everything we do, we strive to exceed their expectations by understanding their unique requirements and providing personalised solutions.

Sustainability: We are dedicated to minimising our environmental impact by incorporating sustainable practices throughout our manufacturing processes and product lifecycles.

Product Range:

We offer a wide range of office furniture solutions designed to meet the diverse needs of modern businesses, including:

- Task & Operator Seating
- Conference & Meeting Tables
- Storage Solutions
- Collaborative Furniture
- Ergonomic Chairs & Desks
- Workstations & Cubicles
- Reception Area & Soft Seating
- Customised Furniture Solutions

Why Choose Us:

Tailored Solutions: We are collaborators, committed to working in partnership with trade partners, clients, and architects. Our experienced team works closely with you and your clients to create customised office furniture solutions that match their specific needs and aesthetics.

Exceptional Quality: We use high-quality materials and adhere to stringent manufacturing standards, ensuring our furniture is durable, functional, and stylish.

Design Excellence: We combine our collective expertise as a partnership focussing on delivering furniture-based solutions and space planning cohesively and with flair. We provide furniture designed to elevate office spaces, offering a perfect blend of aesthetics and functionality.

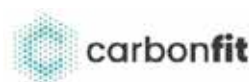
Dedicated Customer Support: We provide best in class customer service, offering ongoing support to clients from product selection to installation and beyond.

The Environment: Reducing our carbon footprint is at the forefront of everything we do and is represented by the furniture we manufacture and sell. We are currently partnered with Carbonfit, a company dedicated to helping businesses achieve net zero status. We provide furniture from fully ISO accredited companies who are also members of Guaranteed Irish and give back to the community.

The ISO 9001 standard is the leading standard for quality management. The ISO 9001 helps organisations control the quality of their processes through the implementation of a Quality Management System (QMS).

ISO 14001 is an internationally agreed standard that sets out the requirements for an environmental management system. It helps organizations improve their environmental performance through more efficient use of resources and reduction of waste.

ISO 45001 is the world's international standard for occupational health and safety, issued to protect employees and visitors from work-related accidents and diseases.



Seating

Task & Operator Seating	10-14
Executive Seating	15
Draughtsman Seating	16
Industrial Seating	16
Ergonomic Seating	17-19
24hr Seating	20
Meeting, Visitor & Conference Seating	21-23
Dimensions	24-25
Factory Fabrics	26

Breakout & Collaboration


Reception & Meeting	29-31
Modular Seating	32-33
Collaboration Tables	34-37
Modular Storage	38
Dimensions	39-40

Desking & Storage

Impulse Desking & Storage	44
Executive Desking	45
Height Adjustable Desking	48
Mall Bench Desking	49
Brava Bench Desking	50
Meeting Desks	51
Modular Storage	52

Accessories

Cable Management, Power Modules & Monitor Arms	54
---	----



Screens

Desktop Screens	58
Floorstanding Screens	59
D10 Floorstanding Screens	60
D30 Desktop Screens	61
Privi Lamella Wall Screens	62
Screen Fabrics	63-64

Bistro


Bistro Seating	78-72
Bistro Benches & Tables	73-75
Dimensions	76-77
Finishes	78

Receptions

Hawk Reception Counters	81-82
Z1 Reception Counters	83
Z2 Reception Counters	84
Velum Reception Counters	85
Overlay Reception Counters	86

Executive & Boardrooms

Gianni & Panel End	
Boardroom Tables	90
Maya Boardroom Tables	91
X9 Executive Desks	
& Boardroom Tables	92
X10 Executive Desks	
& Boardroom Tables	93
X-Time Work Executive Desk	94
T45 Executive Desks	
& Boardroom Tables	95
Easy Space & eRange Tables	96



Acoustic Pods

Acoustic Pods

99-100

Steel Storage

Pedestals	104
Security Storage	
& Office Lockers	105
Double Door	
& Tambour Units	106
Lockers	107
Specialist Lockers	
& Cupboard	108
Filing Cabinets	
& Hazardous Cupboards	109
Cupboard &	
Tambour Fitments	110

acoustic
steel
storage
units

SHOWROOMS IN DUBLIN, BELFAST AND GLASGOW



Deliveries

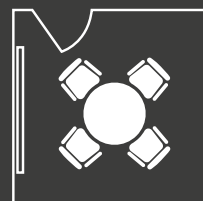
Delivery is FREE to your premises – ground floor only. The driver making the delivery will be unaccompanied and may require assistance when unloading.

Direct deliveries can be made to your customer subject to quotation. It is vital that all relevant information re access, opening hours etc is provided in advance.



Installation

Installations can be carried out by our own in house, fully trained fitters. Full information regarding access, floor level and any other specific details will be required prior to despatch to allow for a smooth and trouble-free project delivery.



Space Planning

Our in-house space planning team is available to produce drawings in 2D and 3D.

Presentations can also be prepared for larger projects incorporating images and colour schemes.



Seating



Contents

Task & Operator Seating	10-14	24hr Seating	20
Executive Seating	15	Meeting, Visitor & Conference Seating	21-23
Draughtsman Seating	16	Dimensions	24-25
Industrial Seating	16	Factory Fabrics	26
Ergonomic Seating	17-19		



Take a Seat...

Selecting the right office chair is crucial for your comfort, posture, and overall well-being while working.

Here are steps to help you choose an office chair that suits your needs:

Understand Your Requirements: Determine the hours you'll spend sitting in the chair each day and the nature of your work. For long hours or demanding tasks, consider a more ergonomic chair.

Prioritise Ergonomics: Ergonomics are vital to prevent strain and promote good posture. Look for the following ergonomic features:

Adjustable Height: The chair should allow you to adjust the seat height to a level where your feet are flat on the floor and thighs are parallel to the ground.

Lumbar Support: A chair with adjustable lumbar support maintains the natural curve of your lower back.

Adjustable Armrests: They should be adjustable in height and width to support your arms comfortably.

Seat Depth and Width: Ensure the seat accommodates your thighs comfortably and does not put pressure on the backs of your knees.

Tilt Mechanism: A reclining or tilting feature allows you to change positions and reduce pressure on your spine.

Comfort and Padding: Test the chair for comfort, ensuring adequate padding and cushioning.

A comfortable seat and backrest will enhance your productivity and well-being.

Material and Durability: Consider the material used for the chair. Quality upholstery, breathable fabric, or leather can enhance durability and comfort. Check the chair's weight capacity to ensure it can support your body weight.

Wheelbase and Swivel: A sturdy, five-star wheelbase with smooth-rolling casters allows for easy movement and access to various parts of your workspace. The chair should also swivel easily.

Consider Your Body Size: Ensure the chair fits your body size and shape. It should provide adequate support and comfort for your back, hips, and thighs.

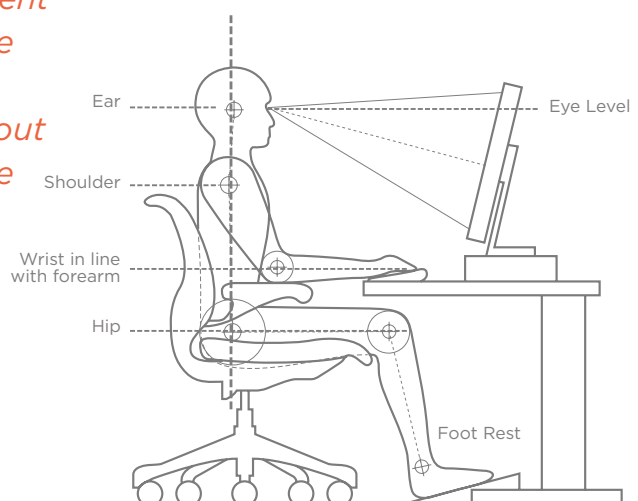
Test the Chair: If possible, sit in the chair and test its features. Pay attention to how it feels, supports your back, and adjusts to your preferred positions.

Budget: Set a budget for your chair purchase and look for options that fit within your budget while prioritising comfort and ergonomics.

Consider Warranty and After-Sales Service: Check the warranty period and the availability of after-sales service. A good warranty reflects the manufacturer's confidence in the product's quality.

Consult an Ergonomics Expert: If possible, consult an ergonomics specialist to guide you in selecting the most suitable chair based on your specific needs and requirements.

Choosing the right office chair is an investment in your well-being and productivity. Prioritize comfort, ergonomics, and durability to ensure a chair that supports you throughout your workday. Are you supporting Irish made – always look for the Guaranteed Irish logo – the big green G.



Take a Seat...

Office chairs come in various designs and styles, each suited for specific purposes and preferences. The chair groups below serve different functions and offer distinct features. Here's an overview of each type:

Task Chairs: Task chairs are typically designed for individuals who spend extended hours working at a desk or computer. They provide basic ergonomic support, such as adjustable seat height, backrest, and often armrests. Task chairs prioritise comfort and functionality for everyday office work.

Operator Chairs: Operator chairs are very similar to task chairs and are sometimes used interchangeably. They are designed for office employees or operators who work on tasks that require them to sit for most of the day. These chairs offer adjustability and comfort but may have fewer ergonomic features compared to executive chairs.

Executive Chairs: Executive chairs are often associated with top-level management and high-ranking employees. They are known for their luxurious and elegant design, featuring high-quality materials like leather and polished wood. Executive chairs provide superior comfort and extensive ergonomic features, including lumbar support, adjustable headrests, and more.

Conference Chairs: Conference chairs are designed for use in meeting rooms, boardrooms, and conference areas. They are usually less adjustable than task, operator or executive chairs, focusing on aesthetics and space efficiency. Conference chairs come in various styles, from basic stackable models to more comfortable and padded versions for longer meetings.

Reception Chairs: Reception chairs are designed for waiting areas, reception desks, and guest seating. They come in various shapes, sizes, and materials to match the decor of the reception area. Comfort is a priority, but these chairs may not have as many ergonomic features as task or executive chairs.

Bistro Chairs: Bistro chairs are typically used in office break rooms, cafes, or informal meeting areas. They are often lightweight, compact, and designed for quick and casual seating. Bistro chairs may be stackable for easy storage and often have a more contemporary and informal design.

The choice of office chair depends on the specific needs and preferences of the user and the context in which they will be used. It's essential to consider factors such as the user's role, the duration of seating, the aesthetics of the office space when selecting the right type of chair for your office environment.

Mechanisms

PERMANENT CONTACT - FIXED SEAT

FRONT LEVER: Lift to raise seat up/down for height

BACK LEVER: Lift up to allow movement of back. Push down to lock in desired position.

HAND WHEEL: Twist to raise/lower back height.



ASYNCHRO

FRONT LEVER: Lift to raise seat up/down for height

MIDDLE LEVER: Lift up seat free floats. Push down to lock in desired position.

BACK LEVER: Lift up to have back in free float. Push down to lock in position.

HAND WHEEL: Twist to raise/lower back height.

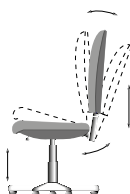


SYNCHRONISED

FRONT LEVER: Lift to raise seat up/down for height

BACK LEVER: Lift up, back seat and synchronised free float. Push down to lock in desired position.

TENSION KNOB: Twist to adjust tilting intensity.





Task & Operator Seating



BETA BA900 Range

BA900G

High back operator chair with no arms

BA900GA

High back operator chair with fixed arms

BA900GHA

High back operator chair with h/adj arms

A	B	C
€252	€265	€278
€284	€289	€296
€298	€309	€319

• 2 lever mechanism, permanent contact back with fixed seat:
Back lever releases back to lock in desired position, Forward lever
adjusts height of gas spindle



BA900GAAD004

High back operator chair with arms and 2 levers. Cobalt blue fabric

€289

BA900GAAD028

High back operator chair with arms and 2 levers. Charcoal fabric

€289

BA900GABLKV

High back operator chair with arms and 2 levers. Black vinyl

€292

BA900GAHAVANA

High back operator chair with arms and 2 levers. Black fabric

€280

• 2 lever mechanism, permanent contact back with fixed seat:
Back lever releases back to lock in desired position, Forward lever
adjusts height of gas spindle



BA900GAD004

High back operator chair without arms and 2 levers. Cobalt blue fabric

€268

BA900GAD028

High back operator chair without arms and 2 levers. Charcoal fabric

€268

• 2 lever mechanism, permanent contact back with fixed seat:
Back lever releases back to lock in desired position, Forward lever
adjusts height of gas spindle



BA900GBLKV

High back operator chair without arms and 2 levers. Black vinyl

€269

• 2 lever mechanism, permanent contact back with fixed seat:
Back lever releases back to lock in desired position, Forward lever
adjusts height of gas spindle

Lead Time: 7-10 Days

See Pages 24-25
for our Dimensions
See Page 26
for our CAMIRA and CHEIFTAIN fabric finishes



Task & Operator Seating



BETA BA900 Mesh Range

BA900MGA

Mesh high back operator arm chair with fixed arms

A	B	C
€342	€354	€366

BA900MGHA

Mesh high back operator arm chair with h/adj arms

€379	€389	€399
------	------	------

- 2 lever mechanism, permanent contact back with fixed seat: Back lever releases back to lock in desired position, Forward lever adjusts height of gas spindle



BETA BA915 Range

BA915G

High back operator chair with no arms

A	B	C
€342	€354	€366

BA915GA

High back operator chair with fixed arms

€392	€406	€418
------	------	------

BA915GHA

High back operator chair with h/adj arms

€398	€410	€422
------	------	------

- Large upholstered seat and back with kidney shape back support
- Free Float Mechanism (3 levers to adjust seat angle and seat height)



OC3 Range

OC3BL

High back operator chair with height adjustable arms and on a chrome base. Blue fabric.

€250

OC3BLK

High back operator chair with height adjustable arms and on a chrome base. Black fabric.

€250

OC3C

High back operator chair with height adjustable arms and on a chrome base. Charcoal fabric.

€250

- 2 lever mechanism, permanent contact back with fixed seat: Back lever releases back to lock in desired position, Forward lever adjusts height of gas spindle



OC9 Range

OC9CHARCOAL

High back operator chair without arms. Charcoal fabric.

€204

OC9COBALT

High back operator chair without arms. Cobalt blue fabric.

€204

OC9ACHARCOAL

High back operator chair with fixed arms. Charcoal fabric.

€226

OC9ACOBALT

High back operator chair with fixed arms. Cobalt blue fabric.

€226

- 2 lever mechanism, permanent contact back with fixed seat: Back lever releases back to lock in desired position, Forward lever adjusts height of gas spindle

Lead Time: 7-10 Days

See Pages 24-25
for our Dimensions
See Page 26
for our CAMIRA and CHEIFTAIN fabric finishes



Task & Operator Seating

NEW



Skellig Range

SKELLIGMB	Mesh back operator armchair; spider base. Black	€460
SKELLIG	Upholstered high back operator armchair; spider base. Black	€440

NEW



Antrim Chair

ANTRIM		A	B	C
Mesh Back, Fabric seat, 4D adj arms, Lumbar support, Seat slide, Syncro Mechanism	€590	€608	€626	



Lead Time: 7-10 Days

See Pages 24-25
for our Dimensions
See Page 26
for our CAMIRA and CHEIFTAIN fabric finishes



Task & Operator Seating



EDO Mesh Range

ED05MHA

High mesh back executive armchair with h/adj arms

ED05MHRHA

High mesh back executive armchair with h/adj arms and headrest

A B C

€568 €578 €592

€606 €616 €626



ED07MHA

High mesh back executive armchair with h/adj arms;
sliding seat

ED07MHRHA

High mesh back executive armchair with h/adj arms and headrest
; sliding seat

A B C

€606 €616 €626

€656 €668 €680



NB44 Range

NB44EF

High back comfort task chair; sliding seat

NB44EFA

High back comfort task chair with fixed arms; sliding seat

NB44EFHA

High back comfort task chair with h/adj arms; sliding seat

A B C

€398 €410 €422

€440 €462 €489

€482 €496 €510

Lead Time: 7-10 Days

NowyStyl



Utila Range

UTILA

Mesh back operator armchair; spider base.

UTILAUPH

Upholstered back operator armchair; spider base.

BAND C

€724

€932

Lead Time: 8-10 Weeks

See Pages 24-25
for our Dimensions
See Page 26
for our CAMIRA and CHEIFTAIN fabric finishes



Task & Operator Seating

NowyStyl



WithMe Chair

WITHME

Mesh high back operator armchair; spider base. Black

€540

NowyStyl



YouTeam Chair

YOUTEAM

Mesh high back operator armchair; spider base. White

€1,600

NowyStyl



Xilium Range

XILIUM.DUO

Duo upholstered back operator armchair; spider base. White

€1,830

XILIUM.HB

High back operator armchair; spider base. Black

€863

XILIUM.MB

Mesh back operator armchair; spider base. White

€790

NowyStyl



@Motion Chair

AMOTIONCHBLK

Mesh high back operator armchair; spider base. Black

€706

P041002002BK

Headrest for the @Motion chair. Black fabric.

€60



Executive Seating

NowyStyl



Linea Range

LINCCHLEBLK

Medium back manager armchair, chrome cantilever frame and fixed padded arms. Black leather.

€660



LINSWCHEBLK

High back manager armchair, fixed padded arms and chrome 5 star base. Black leather.

€880

NowyStyl



Mirage Range

MIRAGECFLEBK

Medium back manager armchair, chrome cantilever frame and fixed padded arms. Black leather.

€420



MIRAGECHLEBK

High back manager armchair, fixed padded arms and chrome 5 star base. Black leather.

€504

NowyStyl



Orlando Chair Range

ORLANDO.C

ORLANDO high back executive cantilever armchair

€640



ORLANDO.S

ORLANDO high back executive swivel armchair

€880

Draughtsman & Industrial Seating



BETA Draughtsman Range

BA800GR

Draughtsman low back operator Chair, adjustable footring

A	B	C
€276	€286	€296



BA900GR

Draughtsman high back operator chair, adjustable footring

A	B	C
€298	€308	€318



BT8 Industrial Range

BT8

Medium back polyurethane typist chair no footring

€232



BT8GRBLK

Medium back industrial chair without arms, polyurethane with an adjustable footring, on glides. Black.

€318

Lead Time: 7-10 Days

See Pages 24-25
for our Dimensions
See Page 26
for our CAMIRA and CHEIFTAIN fabric finishes



Ergonomic Seating

Rest is to Move...

Take two or three 30 - 60 second breaks each hour to allow your body to recover from periods of repetitive stress.

Movement during regular breaks not only reduces your risk for injury, but also relieves muscles, lubricates joints, and reduces pressure on the spine. So adjust your work position, stand up, walk around, or stretch a bit when you have the chance.



Ergonomic Seating



EDO700 Chair

ED700HA

EDO high back posture task chair with height adjustable arms, synchronised mechanism, sliding seat and lumbar pump.

• Stocked in Havana Black YP009 ONLY

A	B	C
€506	€518	€530



- 1. Wide Waterfall Seat
- 2. Sliding Seat
- 3. Tension Knob



- 4. Lumbar Pump
- 5. Height Adjustable Arms



- 6. Ratchet Back



- 7. 2 Lever Synchro Mechanism



OC309 Chair

OC309HA.HAVANA

High back extra comfort task chair with height adjustable arms, sliding seat, ratchet back, airtech seat, inflatable lumbar and thorax support. • Stocked in Havana Black YP009 ONLY

€789



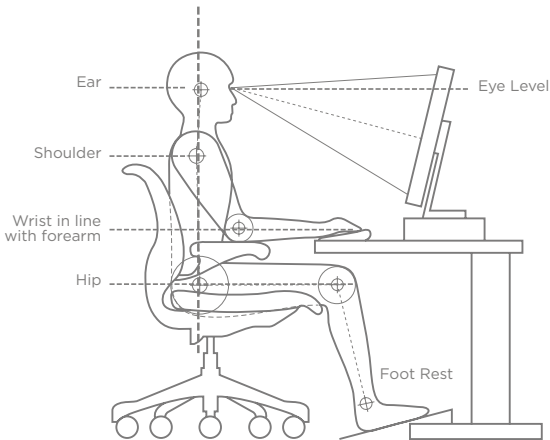
Inflatable Lumbar & Thorax
By using the pneumatic pump the lumbar or thorax can be inflated or deflated as required.



AirTech Seat Board
A push of the button allows air to flow through the two way valve; this enables the seat to move as you move and moulds to your natural shape.



Fold Down Arms
Fully adjustable fold downs arms allow easy access to workstation.
POA



Lead Time: 7-10 Days

See Pages 24-25
for our Dimensions
See Page 26
for our CAMIRA and CHEIFTAIN fabric finishes



Ergonomic Seating



NB44 Chair Range

NB44EFHASSLB

High back extra comfort task chair with height adjustable arms, extra foam, sliding seat and lumbar pump.

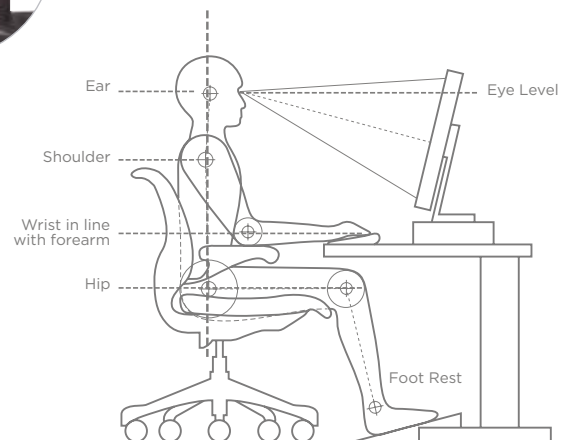
• Stocked in Havana Black YP009 ONLY

A B C

€542 €552 €562



- 1 Back lever releases back to free float and lock in desired position.
- 2 Middle lever releases seat to free float and lock in desired position.
- 3 Forward lever adjusts height of gas spindle
- 4 Sliding seat.
- 5 Tension knob adjusts tilting intensity.
- 6 Manual hand wheel adjusts back height.
- 7 Lumbar support pump.



Lead Time: 7-10 Days

See Pages 24-25
for our Dimensions
See Page 26
for our CAMIRA and CHEIFTAIN fabric finishes



24hr Seating

psi



MH1 24hr Chair

Multi-function mechanism with seat tilt (including forward seat tilt), independent back angle adjustment and multi-position lock; Tension control Standard features; Height adjustable ratchet back; Chrome base; Height and width adjustable armrests.

MH1

High back 24 hour chair with headrest; Band 3 option

€1,099

psi



MM2 24hr Chair

MM2

High back 24 Hour armchair with seat tilt; Band 3 option

€999

psi



PM2A Performance Chair

PM2A

High back performance chair with armrest; Band 3 option

€779

190C

190kg conversion kit

€230

CBK

Chrome base

€99

psi



PH1A Performance Chair

Multi-function mechanism with seat tilt, independent back angle adjustment and multi-position lock; Seat slide; Inflatable lumbar support; Height adjustable ratchet back; Black nylon base; Height and width adjustable armrests.

PH1A

High back performance chair with headrest; Band 3 option

€859

190C

190kg conversion kit

€230

CBK

Chrome base

€99

Lead Time: 3-4 Weeks

See Pages 24-25
for our Dimensions
See Page 26
for our CAMIRA and CHEIFTAIN fabric finishes



Meeting, Visitor & Conference Seating



NowyStyl



NowyStyl



NowyStyl



21S Range

21SBBL

4 leg upholstered stacking side chair with black frame. Blue fabric.

€68

21SBC

4 leg upholstered stacking side chair with black frame. Charcoal fabric

€68

21SCBL

4 leg upholstered stacking side chair with chrome frame. Blue fabric.

€82

21SCC

4 leg upholstered stacking side chair with chrome frame. Charcoal fabric

€82

21SARMS

Polypropylene fixed arms (sold as pair). Black.

€54

ASLAMLH

Writing tablet. Left hand. Black.

€80

ASLAMRH

Writing tablet. Right hand. Black.

€80

21SCBLKVINYL

4 leg upholstered stacking side chair with chrome frame. Black vinyl.

€99

21SCBLUEPLAS

4 leg polypropylene stacking side chair with chrome frame. Blue.

€80

DBY415 Range

DBY415CP

Multi purpose stackable side chair with chrome frame

BAND A

€164

DBY415CPA

Multi purpose side chair with fixed arms and chrome frame

€198

DBY415CPWT

Multi purpose side chair with chrome frame and writing tablet

€252

DBY415EP

Multi purpose stackable side chair with black frame

€148

DBY415EPA

Multi purpose side chair with fixed arms and black frame

€192

DBY415EPWT

Multi purpose side chair with black frame and writing tablet

€252

Lead Time: 7-10 Days

See Pages 24-25
for our Dimensions
See Page 26
for our CAMIRA and CHEIFTAIN fabric finishes

Meeting, Visitor & Conference Seating



NEW

Clifden Range

CLIFCSWA

Mesh back chair; Chrome swivel frame

CLIF4A

Mesh back chair; Chrome 4-leg frame

CLIFA

Mesh back chair; Chrome cantilever frame

A B C

€460 €472 €484

€334 €346 €358

€344 €356 €368



CLIFDEN

Lead Time: 7-10 Days

See Pages 24-25
for our Dimensions
See Page 26
for our CAMIRA and CHEIFTAIN fabric finishes



Meeting, Visitor & Conference Seating

NowyStyl



VESTA Chair

VESTANEW.BLK

Upholstered stacking chair with chrome skid base, Black fabric.

€152

NowyStyl



SAMBA Chairs

SAMBA.LBLK

Armchair with black wooden armrests and 4 legged chrome frame. Black leather.

€288

SAMBA.VBLK

Armchair with black wooden armrests and 4 legged chrome frame. Black contract vinyl.

€222



Lead Time: 7-10 Days

See Pages 24-25
for our Dimensions
See Page 26
for our CAMIRA and CHEIFTAIN fabric finishes

Dimensions

Task & Operator

CODE	SEAT WIDTH	SEAT DEPTH	OVERALL HEIGHT
BA900G/GA/GHA	495mm	445mm	975-1160mm
BA900MGA/MGHA	495mm	445mm	940-1070mm
BA915G/GA/GHA	510mm	445mm	1045-1240mm
OC3	500mm	480mm	980-1100mm
OC9/A	495mm	445mm	975-1160mm
SKILLIG	455mm	460mm	1010-1210mm
SKILLIGMB	455mm	460mm	1010-1210mm
ANTRIM	500mm	450mm	1030-1135mm
ED05MHA/ED07MHA	515mm	485mm	1020-1100mm
ED05MHRHA/ED07MHRHA	515mm	485mm	1220-1300mm
NB44EF/EFA/EFHA	500mm	460mm	980-1230mm
UTILA	485mm	470mm	1040-1240mm
WITHME	480mm	475mm	980-1100mm
YOUTEAM	470mm	470mm	1050-1160mm
XILIUM	450mm	490mm	940-1180mm
AMOTIONCHBLK	455mm	460mm	1205-1300mm

Executive

CODE	SEAT WIDTH	SEAT DEPTH	OVERALL HEIGHT
LINCCHLEBLK	520mm	440mm	1010mm
LINSWCHLEBLK	520mm	440mm	1205-1295mm
MIRAGECFLEBK	520mm	470mm	955mm
MIRAGECHLEBK	520mm	470mm	1040-1130mm
ORLANDO.C	480mm	430mm	1030mm
ORLANDO.S	480mm	430mm	990-1135mm

Draughtsman

CODE	SEAT WIDTH	SEAT DEPTH	OVERALL HEIGHT
BA800GR	495mm	445mm	1100-1420mm
BA900GR	495mm	445mm	1100-1420mm

Dimensions

Industrial

CODE	SEAT WIDTH	SEAT DEPTH	OVERALL HEIGHT
BT8/G	460mm	420mm	810-1045mm
BT8GRBLK	460mm	420mm	920-1280mm

Ergonomic

CODE	SEAT WIDTH	SEAT DEPTH	OVERALL HEIGHT
ED700HABLK	515mm	485mm	1110-1175mm
NB44EFHASSLB	500mm	460mm	980-1230mm
OC309HA.BLK	670mm	625mm	1140-1230mm

24hr

CODE	SEAT WIDTH	SEAT DEPTH	OVERALL HEIGHT
MH1	510mm	495mm	1140-1430mm
MM2	520mm	535mm	1075-1235mm
PM2A	490mm	470-500mm	980mm
PH1A	490mm	470-500mm	1070mm

Meeting, Visitor & Conference

CODE	SEAT WIDTH	SEAT DEPTH	OVERALL HEIGHT
21SB/SC	470mm	460mm	820mm
DBY415EP/CP	470mm	470mm	820mm
CLIFDEN SWIVEL	500mm	470mm	830mm
CLIFDEN 4-LEG	500mm	470mm	830mm
CLIFDEN CANTILEVER	500mm	470mm	830mm
VESTANEW.BLK	515mm	550mm	845mm
SAMBA.LBLK/ SAMBA.VBLK	470mm	440mm	870mm

Factory Fabrics



camira Seating

BAND A

Citadel
Phoenix

BAND B

Advantage
Era
Gravity
Manhattan
Rivet
Urban

BAND C

Main Line Plus
Canopy
Chateau
Sprint
Velocity
X2
Xtreme

BAND D

Aspect
Manila
Patina
Quest
Replay
Vita

BAND E

24/7
24/7 Flax
Aquarius
Blazer
Hemp
Main Line Flax
Main Line Twist
Oceanic
Silk
Synergy
Track



Seating

BAND B

Classic
Legend

BAND C

Carino
Just Colour
Just Pattern

BAND E

Carousel
Casco
Cube
Earthly
Lionella
Marquis
Multi-stretch
Pasha
Ravel
Riviera
Self Colour
Traditional
Universal

ALL OTHER FABRICS AND BANDS - POA




DS2

NowyStyl

HAWK
FURNITURE

Breakout & Collaboration



Contents

Reception & Meeting	29-31	Collaboration Tables	34-37
Modular Seating	32-33	Modular Storage	38
		Dimensions	39-40



Breakout & Collaboration Spaces

Breakout or Collaboration spaces are exceptionally important in the modern office, serving a variety of purposes that enhance productivity, employee satisfaction, and the overall work environment. Here are several reasons why breakout spaces are crucial in contemporary workplaces:

Encouraging Informal Collaboration: Breakout spaces offer a relaxed and informal setting, encouraging impromptu discussions, brainstorming sessions, and idea sharing among colleagues. These spontaneous interactions can lead to innovative solutions and foster a culture of collaboration.

Enhancing Creativity and Innovation: The design and ambiance of breakout spaces can inspire creativity. A change in scenery from a traditional desk setting can stimulate fresh ideas and unconventional thinking, leading to increased innovation and problem-solving.

Providing a Change of Environment: Employees can benefit from a change of scenery within the office. Breakout spaces offer an alternative setting for work, providing a break from regular workstations and revitalising employees both mentally and physically.

Improving Employee Well-being: Breakout spaces provide a more relaxed and comfortable environment compared to traditional workstations. This helps reduce stress levels and promotes employee well-being by offering a space to unwind, socialise, or take a break.

Facilitating Focus and Concentration: Contrary to the buzz of the main office area, breakout spaces can offer quiet corners or secluded areas where employees can concentrate on individual tasks without distractions, improving focus and productivity.

Supporting Flexibility and Agility: Breakout spaces support a flexible work environment, enabling employees to choose where they work based on the task at hand. Whether it's a team meeting, a private call, or solitary work, employees can select the most suitable space.

Attracting and Retaining Talent: Modern employees value a workplace that offers not only functional workstations but also appealing breakout spaces. Providing attractive, comfortable, and well-designed breakout areas can help in attracting top talent and retaining existing employees.

Fostering Cross-Departmental Relationships: Breakout spaces encourage interactions between employees from different departments or teams. This cross-pollination of ideas and experiences can lead to improved understanding, collaboration, and stronger bonds within the organisation.

Supporting Virtual and Remote Work Integration: With the rise of remote and hybrid work models, breakout spaces can be particularly valuable for employees who come into the office occasionally. These spaces can provide them with a dedicated area to work and collaborate with colleagues when needed.

Demonstrating Organisational Culture: The design and layout of breakout spaces can reflect and reinforce the organisation's culture and values. Whether it's through vibrant colours, comfortable furniture, or artwork, breakout spaces contribute to shaping the company's identity and image.

Breakout spaces are essential in modern offices, playing a vital role in promoting collaboration, fostering creativity, improving employee well-being, and supporting the flexibility required in today's diverse and dynamic workplace.



Reception & Meeting



SKARA Range

SKSWE

Single tone low back swivel chair

SKSWHRE

Single tone high back swivel chair

SKSW2E

Two tone low back swivel chair

SKSWHR2E

Two tone high back swivel chair

SKSWFRE

Single tone footrest available in a range of finishes

PRICED IN
CAMIRA
BLAZER

€1,076

€1,346

€1,092

€1,348

€714

SKSWWE

Single tone veneer shell low back swivel chair

SKSWHRWE

Single tone veneer shell high back swivel chair

€1,248

€1,510



Lead Time: 4 Weeks



See Page 39-40
for our Dimensions

Reception & Meeting



NAUDU

NowyStyl



NEW

Naudu Chair

NAUDU

Fully upholstered armchair; X-sled frame

BAND C

€420

NowyStyl



Club Tub Chair

CLUBV4BLK

Tub single chair. Black contract vinyl.

€322

Lead Time: 6 Weeks



See Page 39-40
for our Dimensions



Reception & Meeting

DS2



Barra Range

BARRA

Soft single seat arm chair

BARRA2

Soft seat 2 seater sofa

BARRA3

Soft seat 3 seater sofa

BAND C

€1,808

€2,248

€2,698

DS2



Spirit Range

SPA

Soft single seat arm chair

SPA2

Soft seat 2 seater sofa

SPA3

Soft seat 3 seater sofa

BAND C

€1,185

€1,698

€2,288

Lead Time: 8 Weeks



Pod Range

CB1

Cubed pod seat

QB2

Rectangular 2 seater pod

QBTUB

Circular pod seat

€299

€399

€336

NowyStyl



Tapa Table

TAPATABLE.WW

Laptop table. White.

€480



BY50 Hat & Coat Stand

BY50CH

Hat & coat stand In Black & Chrome
with umbrella tray

€106

Lead Time: 6 Weeks

See Page 39-40
for our Dimensions





Modular Seating

DS2

Series 300 Range

S3CA

Single seater armchair

BAND C

€1,040

S32SA

2 seater sofa

€1,495

S3RT

Rectangular table

€520

S3SQ

Square table

€384



DS2

Series 400 Range

S4CA

Single seater armchair

BAND C

€1,229

S42SA

2 seater sofa

€1,749

S4RT

Rectangular table

€569

S4SQ

Square table

€399



Lead Time: 8 Weeks



See Page 39-40
for our Dimensions



Modular Seating

DS2



Series 800 Range

S8CA

Single seater armchair

S82SA

2 seater sofa

S83SA

3 seater sofa

S8RT

Rectangular table

BAND C

€1,478

€1,955

€2,455

€640



NowyStyl



Tepee Range

7U2T

L-Shaped sofa with coffee tables

FS24LLWM

Fully upholstered 2 seater sofa

BAND C

€11,648

€3,152



Lead Time: 8-10 Weeks



See Page 39-40
for our Dimensions



Collaboration Tables

HAWK
FURNITURE



Coffee Tables

BAND 1

TRCT600DS

Circular coffee table; Trumpet base; 600W x 600D x 465H

€476

TRCSCT66S

Curved square coffee table; Trumpet base; 600W x 600D x 465H

€476

TRCT66S

Square coffee table; Trumpet base; 600W x 600D x 465H

€422

TRCT86S

Rectangular coffee table; Trumpet base; 800W x 600D x 465H

€438

HAWK
FURNITURE



Canopy Desk Height Tables

BAND 1

CANLOW20

2080W x 1400D x 2000H / 25mm top, size 1998 x 1400W /

Table Height 740mm / cable management within frame

€4,449

CANLOW25

2580W x 1400D x 2000H / 25mm top, size 1998 x 1400W /

Table Height 740mm / cable management within frame

€5,494

CANLOW40

4080W x 1400D x 2000H / 25mm top, size 1998 x 1400W /

Table Height 740mm / cable management within frame

€8,703

CANLOW50

5080W x 1400D x 2000H / 25mm top, size 1998 x 1400W /

Table Height 740mm / cable management within frame

€10,790

HAWK
FURNITURE



Canopy Poseur Height Tables

BAND 1

CANPOS20

2080W x 1400D x 2000H / 25mm top, size 1998 x 1280W /

Table Height 1050mm / cable management within frame

€4,449

CANPOS25

2580W x 1400D x 2000H / 25mm top, size 1998 x 1280W /

Table Height 1050mm / cable management within frame

€5,494

CANPOS40

4080W x 1400D x 2000H / 25mm top, size 1998 x 1280W /

Table Height 1050mm / cable management within frame

€8,703


CANPOS50

5080W x 1400D x 2000H / 25mm top, size 1998 x 1280W /

Table Height 1050mm / cable management within frame

€10,790

Top Finishes



Metal Frame Finishes



Lead Time: 3-4 Weeks

Non-Standard Finishes



Contact your local sales representative for Bands 2 & 3

See Page 39-40
for our Dimensions



Collaboration Tables



Gianni 'A' Poseur Height Tables

BAND 1

GAP12	Rectangular poseur table; A frame; 1200W x 800D x 1050H	€968
GAP14	Rectangular poseur table; A frame; 1400W x 800D x 1050H	€1,035
GAP16	Rectangular poseur table; A frame; 1600W x 800D x 1050H	€1,049
GAP18	Rectangular poseur table; A frame; 1800W x 800D x 1050H	€1,120
GAP20	Rectangular poseur table; A frame; 2000W x 800D x 1050H	€1,133
GAP30*	Rectangular poseur table; A frame; 3000W x 800D x 1050H	€1,864
GAP36*	Rectangular poseur table; A frame; 3600W x 800D x 1050H	€1,986

* 2 piece table with central shared leg



Gianni 'A' Frame Tables

BAND 1

GAL12	Rectangular table; A frame; 1200W x 800D x 740H	€914
GAL14	Rectangular table; A frame; 1400W x 800D x 740H	€955
GAL16	Rectangular table; A frame; 1600W x 800D x 740H	€996
GAL18	Rectangular table; A frame; 1800W x 800D x 740H	€1,037
GAL20	Rectangular table; A frame; 2000W x 800D x 740H	€1,079
GAL30*	Rectangular table; A frame; 3000W x 800D x 740H	€1,754
GAL36*	Rectangular table; A frame; 3600W x 800D x 740H	€1,877

* 2 piece table with central shared leg




Gianni 'A' Low Bench Seats

BAND 1

GALBS12	Rectangular bench seat; A frame; 900W x 350D x 455H	€398
GALBS14	Rectangular bench seat; A frame; 1100W x 350D x 455H	€422
GALBS16	Rectangular bench seat; A frame; 1300W x 350D x 455H	€426
GALBS18	Rectangular bench seat; A frame; 1500W x 350D x 455H	€456
GALBS20	Rectangular bench seat; A frame; 1700W x 350D x 455H	€478

Finishes



Frame Finishes



Lead Time: 3-4 Weeks

Contact your local sales representative for Bands 2 & 3

See Page 39-40
for our Dimensions



Collaboration Tables



Park Poseur Height Tables

BAND 1

PPOS12	Rectangular poseur table; Panel end; 1200W x 800D x 1050H	€615
PPOS14	Rectangular poseur table; Panel end; 1400W x 800D x 1050H	€629
PPOS16	Rectangular poseur table; Panel end; 1600W x 800D x 1050H	€638
PPOS18	Rectangular poseur table; Panel end; 1800W x 800D x 1050H	€679
PPOS20	Rectangular poseur table; Panel end; 2000W x 800D x 1050H	€717

25mm top
Requires assembly



Park Desk Height Tables

BAND 1

PFLOW12	Rectangular table; Panel end; 1200W x 800D x 740H	€515
PFLOW14	Rectangular table; Panel end; 1400W x 800D x 740H	€529
PFLOW16	Rectangular table; Panel end; 1600W x 800D x 740H	€539
PFLOW18	Rectangular table; Panel end; 1800W x 800D x 740H	€579
PFLOW20	Rectangular table; Panel end; 2000W x 800D x 740H	€609

25mm top
Requires assembly



Park Low Bench Seats

BAND 1

PSEAT12	Rectangular bench seat; Panel end; 900W x 350D x 455H	€245
PSEAT14	Rectangular bench seat; Panel end; 1100W x 350D x 455H	€265
PSEAT16	Rectangular bench seat; Panel end; 1300W x 350D x 455H	€285
PSEAT18	Rectangular bench seat; Panel end; 1500W x 350D x 455H	€305
PSEAT20	Rectangular bench seat; Panel end; 1700W x 350D x 455H	€329

Top Finishes



Lead Time: 3-4 Weeks

Contact your local sales representative for Bands 2 & 3

See Page 39-40
for our Dimensions



Collaboration Tables

NowyStyl

CS5040 Table



CS5040

'A' leg meeting table; 2200W x 1200D x 750H
Available with black steel or beech legs

€915



Finishes



Lead Time: 8-10 Weeks

See Page 39-40
for our Dimensions

Modular Storage



Grid Modular Storage

CUBE 4

Metal cube; 400W x 400D x 400H

CUBE 5

Metal cube; 500W x 400D x 400H

BAND 1

€213

€234



GRIDLOC4PH

Cube wooden locker; Pull handle 368W x 400D x 368H

GRIDLOC5PH

Cube wooden locker; Pull handle 468W x 400D x 368H

GRIDLOC4CL

Cube wooden locker; Combination lock 368W x 400D x 368H

GRIDLOC5CL

Cube wooden locker; Combination lock 468W x 400D x 368H

BAND 1

€272

€295

€272

€295



GRIDAL C4

Wooden alcove (no door) 368W x 400D x 368H

GRIDAL C5

Wooden alcove (no door) 468W x 400D x 368H

BAND 1

€179

€196



GRIDSH4

Wooden shelf 368W x 400D x 18H

GRIDSH5


Wooden shelf 468W x 400D x 18H

BAND 1

€62

€66

Finishes



Frame Finishes



Lead Time: 3-4 Weeks

Contact your local sales representative for Bands 2 & 3

**See Page 39-40
for our Dimensions**

Dimensions

Reception & Meeting

CODE	WIDTH	DEPTH	HEIGHT
SKSWE	600mm	465mm	810mm
SKSWHRE	600mm	465mm	1020mm
SKSW2E	600mm	465mm	810mm
SKSWHR2E	600mm	465mm	1020mm
SKSWWE	600mm	465mm	810mm
SKSWHRWE	600mm	465mm	1020mm
NAUDU	535mm	470mm	770mm
BARRA	790mm	800mm	860mm
BARRA2	1400mm	800mm	860mm
BARRA3	1650mm	800mm	860mm
SPA	600mm	730mm	740mm
SPA2	1170mm	730mm	740mm
SPA3	1700mm	730mm	740mm
CB1	430mm	430mm	450mm
QB2	820mm	430mm	450mm
QBTUB	550mm	550mm	450mm
TAPATABLE.WW	450mm	450mm	665mm

Modular Seating

CODE	WIDTH	DEPTH	HEIGHT
S3CA	770mm	690mm	790mm
S32SA	1350mm	690mm	790mm
S3RT	1000mm	600mm	350mm
S3SQ	600mm	600mm	350mm
S4CA	850mm	750mm	720mm
S42SA	1530mm	750mm	720mm
S4RT	1000mm	600mm	380mm
S4SQ	600mm	600mm	380mm
S8CA	950mm	800mm	750mm
S82SA	1500mm	800mm	750mm
S83SA	2050mm	800mm	750mm
S8RT	1000mm	600mm	350mm
7U2T	3750mm	750mm	840mm
FS24LLWM	1500mm	750mm	840mm

Collaboration Tables

CODE	WIDTH	DEPTH	HEIGHT	TABLE HEIGHT
CANLOW20	2000mm	1400mm	2080mm	740mm
CANLOW25	2000mm	1400mm	2580mm	740mm
CANLOW40	2000mm	1400mm	4080mm	740mm
CANLOW50	2000mm	1400mm	5080mm	740mm
CANPOS20	2000mm	1400mm	2080mm	1050mm
CANPOS25	2000mm	1400mm	2580mm	1050mm
CANPOS40	2000mm	1400mm	4080mm	1050mm
CANPOS50	2000mm	1400mm	5080mm	1050mm

Dimensions

Collaboration Tables

CODE	WIDTH	DEPTH	HEIGHT
GAP12	1200mm	800mm	1050mm
GAP14	1400mm	800mm	1050mm
GAP16	1600mm	800mm	1050mm
GAP18	1800mm	800mm	1050mm
GAP20	2000mm	800mm	1050mm
GAP30	3000mm	800mm	1050mm
GAP36	3600mm	800mm	1050mm
GAL12	1200mm	800mm	740mm
GAL14	1400mm	800mm	740mm
GAL16	1600mm	800mm	740mm
GAL18	1800mm	800mm	740mm
GAL20	2000mm	800mm	740mm
GAL30	3000mm	800mm	740mm
GAL36	3600mm	800mm	740mm
GALBS12	900mm	350mm	455mm
GALBS14	1100mm	350mm	455mm
GALBS16	1300mm	350mm	455mm
GALBS18	1500mm	350mm	455mm
GALBS20	1700mm	350mm	455mm
PPOS12	1200mm	800mm	1050mm
PPOS14	1400mm	800mm	1050mm
PPOS16	1600mm	800mm	1050mm
PPOS18	1800mm	800mm	1050mm
PPOS20	2000mm	800mm	1050mm
PPOS30	3000mm	800mm	1050mm
PPOS36	3600mm	800mm	1050mm
PFLOW12	1200mm	800mm	740mm
PFLOW14	1400mm	800mm	740mm
PFLOW16	1600mm	800mm	740mm
PFLOW18	1800mm	800mm	740mm
PFLOW20	2000mm	800mm	740mm
PFLOW30	3000mm	800mm	740mm
PFLOW36	3600mm	800mm	740mm
PSEAT12	900mm	350mm	455mm
PSEAT14	1100mm	350mm	455mm
PSEAT16	1300mm	350mm	455mm
PSEAT18	1500mm	350mm	455mm
PSEAT20	1700mm	350mm	455mm
CS5040	2200mm	1200mm	750mm

Modular Storage

CUBE 4	400mm	400mm	400mm
CUBE 5	500mm	400mm	400mm
GRIDLOC4PH	368mm	400mm	368mm
GRIDLOC5PH	368mm	400mm	368mm
GRIDLOC4CL	368mm	400mm	368mm
GRIDLOC5CL	368mm	400mm	368mm
GRIDAL C4	368mm	400mm	368mm
GRIDAL C5	368mm	400mm	368mm
GRIDSH4	368mm	400mm	18mm
GRIDSH5	368mm	400mm	18mm

Desking & Storage



Contents

Impulse Desking & Storage	44	Brava Bench Desking	50
Executive Desking	45	Height Adjustable Desking	50
Height Adjustable Desking	48	Meeting Desks	51
Mall Bench Desking	49	Modular Storage	52





The Complete Guide to Office Desking

Choosing the right desk for your office involves considering various factors to ensure it meets your needs for comfort, functionality, and style. Here's a step-by-step guide to help you make an informed decision:

Assess Your Space & Needs: Consider the available space in your office and how you plan to use it. Measure the area to determine the dimensions that would fit comfortably.

Consider Work Surface Area: Evaluate the amount of workspace you require. Consider your daily tasks, such as computer work, writing, organising paperwork, and any other equipment or materials you need to accommodate.

Ergonomics: Prioritise ergonomics to ensure a comfortable and efficient workspace. The desk should allow for proper posture, including appropriate height for typing and viewing your computer screen.

Choose the Desk Type: 1) A straight rectangular desk with a laptop and riser, 2) a radial desk, providing ample work surface while optimising room layout, 3) an L-shaped desk for the executive finish, 4) a height adjustable desk which allows you to alternate between sitting and standing, promoting better health and productivity, 5) a bench desk which brings colleagues closer together to create a positive work environment.

Material and Durability: Consider the desk's construction materials, such as wood, metal, glass, or composite. Choose a material that fits your style, is durable, and easy to maintain.

Storage and Organisation: Determine the amount and type of storage you need, including drawers, shelves, or built-in compartments. Ensure it has enough space to keep your files, stationery, and other office essentials organised.

Cable Management: Look for desks with built-in cable management solutions to keep your wires and cables organised and prevent them from tangling. Can you add a cable basket to the desk to avoid wires catching feet and legs.

Style and Aesthetics: Choose a desk that complements the overall style of your office. Consider the colour, design, and finishes that align with your decor preferences.

Budget: Set a budget for your desk purchase and consider options within your budget while prioritising quality and features that matter most to you.

Try Before You Buy: If possible, visit a showroom or a store to physically test different desk models. Sit at them, move around, and visualise how they fit into your office space.

Read Reviews and Research Brands: Read reviews and gather feedback about the desk models you're considering. Research reputable brands known for producing quality office furniture.

Consider Future Expansion: Think about how your needs might change in the future. Choose a desk that can accommodate growth or changes in your work requirements.

By considering these factors, you'll be better equipped to select a desk that suits your office space, enhances productivity, and supports your well-being.

Impulse Desking & Storage



Lead Time: Express

25mm top; 2mm ABS edging; Silver coated strut legs; 2 cable ports; Adjustable feet; Steel to steel fixings; Silver frame; 18mm modesty panel.

- All Desks 730 (mm) high.

Rectangular Desks

MIRDC12	1200 straight desk with cantilever leg, 1200W x 800D x 740H	€190
MIRDC14	1400 straight desk with cantilever leg, 1400W x 800D x 740H	€200
MIRDC16	1600 straight desk with cantilever leg, 1600W x 800D x 740H	€210

- Available in Beech (BCH), Oak (OAK) and White (WH).

Radial Desks

MICDLC16	1600 left hand radial desk, 1600/600W x 1200/800D x 740H	€300
MICDRC16	1600 right hand radial desk, 1600/600W x 1200/800D x 740H	€300

- Available in Beech (BCH) ONLY

25mm top; Full 18mm back board; 2mm ABS edges; Steel handles; Solid box drawer construction; Fits A4 or foolscap filing; Smooth running castors for mobility; Steel to steel fixings; Lockable drawers; Heat resistant beech melamine finish.

Under Desk Mobile Pedestals

IMP2	2 drawer mobile pedestal, 430W x 500D x 510H	€164
IMP3	3 drawer mobile pedestal, 430W x 500D x 510H	€170

Desk High Pedestal

IDHP3600	3 drawer desk high pedestal, 430W x 600D x 730H	€230
-----------------	---	-------------

- Available in Beech (BCH), Oak (OAK) and White (WH).

25 thick; Steel to steel fixings; 2mm ABS protective edges; Adjustable shelves or Locking doors; 18mm side walls; Adjustable feet.

Bookcases

IB1200	1200 bookcase, 3 adjustable shelves, 1200H x 400D x 800W	€180
IB1600	1600 bookcase, 4 adjustable shelves, 1600H x 400D x 800W	€230
IB2000	2000 bookcase, 5 adjustable shelves, 2000H x 400D x 800W	€280

Cupboards

IC1200	1200 bookcase, 3 adjustable shelves, 1600H x 400D x 800W	€240
IC1600	1600 bookcase, 4 adjustable shelves, 1600H x 400D x 800W	€300
IC2000	2000 bookcase, 5 adjustable shelves, 2000H x 400D x 800W	€360

BEECH

OAK

WHITE



Executive Desking

HAWK
FURNITURE



Brava Executive Desk

		BAND 1
BED161D	1600 exec desk, Single door cupboard, 1600W x 800D x 740H	€2,961
BED181D	1800 exec desk, Single door cupboard, 1800W x 800D x 740H	€3,015
BED201D	2000 exec desk, Single door cupboard, 2000W x 800D x 740H	€3,067
BED162D	1600 exec desk, 2 door cupboard, 1600W x 800D x 740H	€3,033
BED182D	1800 exec desk, 2 door cupboard, 1800W x 800D x 740H	€3,056
BED202D	2000 exec desk, 2 door cupboard, 2000W x 800D x 740H	€3,138

Includes three drawers (non-locking), cupboard and CPU space
1600mm (with single door cupboard, 1D) or 2000mm (double door, 2D)

HAWK
FURNITURE




Porta Executive Desk

		BAND 1
PED161D	1600 exec desk, Single door cupboard, 1600W x 800D x 740H	€2,936
PED181D	1800 exec desk, Single door cupboard, 1800W x 800D x 740H	€2,976
PED201D	2000 exec desk, Single door cupboard, 2000W x 800D x 740H	€3,031
PED162D	1600 exec desk, 2 door cupboard, 1600W x 800D x 740H	€2,996
PED182D	1800 exec desk, 2 door cupboard, 1800W x 800D x 740H	€3,046
PED202D	2000 exec desk, 2 door cupboard, 2000W x 800D x 740H	€3,101

Includes three drawers (non-locking), cupboard and CPU space
1600mm (with single door cupboard, 1D) or 2000mm (double door, 2D)



Finishes



Frame Finishes



Lead Time: 4 Weeks

Contact your local sales representative for Bands 2 & 3



Bench Desking or Sit/Stand Option – or BOTH

Bench Desking or Sit Stand Option: "Bench desking" and "sit-stand offering" are two different approaches to office workspace design, particularly regarding the arrangement of desks and workstations to enhance ergonomics and employee comfort. Let's explore each concept in more detail:

Bench Desking: Bench desking is a modern office layout that involves arranging desks and workstations in long, continuous rows or "clusters." It's a collaborative and open-plan workspace design where multiple employees share a single, elongated desk or table. This arrangement encourages collaboration and communication among team members, making it easier for them to work together on projects.

Key features of bench desking:

- Continuous work surface shared by multiple employees.
- Encourages collaboration and teamwork.
- Typically utilises a modular design for flexibility and scalability.
- Often used in open-plan office settings.

Sit-Stand Offering: Sit-stand offerings are related to ergonomic workspace solutions that allow employees to alternate between sitting and standing while working. This approach promotes better posture, reduces sedentary behaviour, and can lead to improved employee health and productivity.

Key features of sit-stand offerings:

- Adjustable desks that allow users to switch between sitting and standing positions.
- Promotes movement and variation in posture throughout the workday.
- Supports employee health and wellbeing by reducing the negative effects of prolonged sitting.
- Can be integrated into various office setups and desk configurations.

When considering the design of an office workspace, organisations often evaluate their specific needs, employee preferences, and the nature of their work to determine whether bench desking, sit-stand offerings, or a combination of both would be most beneficial.

The Best of both worlds: Some companies may choose to integrate sit-stand capabilities into bench desking setups to provide employees with the option to vary their posture and activity levels during the day, promoting a healthier and more flexible work environment. While there is a cost for this integration it is important to assess the needs of the workforce, provide proper ergonomic training, and ensure that the system is set up correctly to support the well-being and productivity of all employees.

Ultimately, the choice between bench desking and sit-stand offerings depends on the organisation's goals, culture, and the well-being of its employees.

Height Adjustable Desking



NEW Air Height Adjustable Desking

Single and Back-to-Back sit stand desks with dual motor and 3 stage lift legs, Led controller function with 4 programmable settings, anti-collision settings, 120kg weight capacity, & 5 year warranty

AIR1200

1200 height adjustable desk, Dual motor; 1200W x 750D x 630-1250H

€550

AIR1400

1400 height adjustable desk, Dual motor; 1400W x 750D x 630-1250H

€570

AIR1600

1600 height adjustable desk, Dual motor; 1600W x 750D x 630-1250H

€590

AIRDB1200

1200 height adjustable desk, Dual motor back to back; 1200W x 750D x 630-1250H

€1,200

AIRDB1400

1400 height adjustable desk, Dual motor back to back; 1400W x 750D x 630-1250H

€1,280

AIRDB1600

1600 height adjustable desk, Dual motor back to back; 1600W x 750D x 630-1250H

€1,360

Top Finishes



Metal Frame Finishes



Active Height Adjustable Desking

EDFS128

1200 height adjustable desk, 1200W x 500D x 630-1250H,

€872

EDFS148

1400 height adjustable desk, 1400W x 500D x 630-1250H

€888

EDFS168

1600 height adjustable desk, 1600W x 500D x 630-1250H

€904

EDF12DS

Silver frame for height adjustable desk

€706

EDF12DW

White frame for height adjustable desk

€706

ELECTRIC
CONTROL PANEL

Top Finishes



Metal Frame Finishes



Lead Time: Express



Mall Bench Desking

• SCREENS AND CABLE BASKETS SOLD SEPARATELY



Single Person Bench

MALL12B	1200 single person single bench, 1200W x 750D x 740H	€260
MALL14B	1400 single person single bench, 1400W x 750D x 740H	€280
MALL16B	1600 single person single bench, 1600W x 750D x 740H	€298



2 Person Single Bench

MALL12BX2	1200 2 person single bench, 1200W x 750D x 740H	€488
MALL14BX2	1400 2 person single bench, 1400W x 750D x 740H	€520
MALL16BX2	1600 2 person single bench, 1600W x 750D x 740H	€546



3 Person Single Bench

MALL12BX3	1200 3 person single bench, 1200W x 750D x 740H	€718
MALL14BX3	1400 3 person single bench, 1400W x 750D x 740H	€760
MALL16BX3	1600 3 person single bench, 1600W x 750D x 740H	€792



2 Person Double Bench

MALL12X2P	1200 2 person double bench, 1200W x 750D x 740H	€438
MALL14X2P	1400 2 person double bench, 1400W x 750D x 740H	€478
MALL16X2P	1600 2 person double bench, 1600W x 750D x 740H	€520



4 Person Double Bench

MALL12X4P	1200 4 person double bench, 1200W x 750D x 740H	€842
MALL14X4P	1400 4 person double bench, 1400W x 750D x 740H	€906
MALL16X4P	1600 4 person double bench, 1600W x 750D x 740H	€968



6 Person Double Bench

MALL12X6P	1200 6 person double bench, 1200W x 750D x 740H	€1,248
MALL14X6P	1400 6 person double bench, 1400W x 750D x 740H	€1,342
MALL16X6P	1600 6 person double bench, 1600W x 750D x 740H	€1,414

Additional - Screens

MALP1200SCREEN	1200 Screen	€60
MALP1400SCREEN	1400 Screen	€70
MALP1600SCREEN	1600 Screen	€80

Additional - Single & Double Cable Baskets

MALP1200SB	1200 Single	€56	MALP1200SB	1200 Double	€68
MALP1400SB	1400 Single	€58	MALP1400SB	1400 Double	€78
MALP1600SB	1600 Single	€60	MALP1600SB	1600 Double	€88

Lead Time: Express

25mm top; Metal to metal fixings; 2mm ABS edging; Telescopic frame; Scalloped cable access; Adjustable feet; Cable basket; White frame; Desk dividing screen upholstered in Black.

• All Desks 740 (mm) high.



Brava Bench Desking



Brava Bench Desking

25mm top; Metal to metal fixings; 2mm ABS edging;
Adjustable feet; White, Black or Silver frame.


BSBS108	1000 single person bench, 1000W x 800D x 740H
BSBS128	1200 single person bench, 1200W x 800D x 740H
BSBS148	1400 single person bench, 1400W x 800D x 740H
BSBS168	1600 single person bench, 1600W x 800D x 740H
BSBS188	1800 single person bench, 1800W x 800D x 740H
BSBS208	2000 single person bench, 2000W x 800D x 740H

BAND 1

€363
€384
€416
€438
€462
€504



Finishes



Frame Finishes



Lead Time: 3-4 Weeks

Contact your local sales representative for Bands 2 & 3



Meeting Desks

NowyStyl



CS5040 Desks

CS5040 - 2-FD BC-PACK-A

1400 meeting desk, 'I' leg frame; 1400W x 700D x 750H

€380

CS5040 - 2-FD BC-PACK-A

1600 meeting desk, 'I' leg frame; 1600W x 800D x 750H

€396

NowyStyl



CS5040 Meeting Tables

CS5040 - 2-BC-PACK-A

1800 meeting table, 'I' leg frame; 1800W x 900D x 1060H

€666

CS5040 - 2-BC-PACK-A

1800 meeting table, 'A' leg frame; 1800W x 900D x 1060H

€684

NowyStyl



Easy Space Desks

ES - 2-SC-SQ BC-PACK-A

1400 meeting desk, 'I' leg frame; 1400W x 600D x 740H

€270

ES - 2-SC-SQ BC-PACK-A

1600 meeting desk, 'I' leg frame; 1600W x 600D x 740H

€284

ES - 2-SC-SQ BC-PACK-A

1400 meeting desk, 'A' leg frame; 1400W x 600D x 740H

€380

ES - 2-SC-SQ BC-PACK-A

1600 meeting desk, 'A' leg frame; 1600W x 600D x 740H

€396

NowyStyl



bSpace Desks

ES - 2-BC-PACK-A

1400 meeting desk, 'I' leg frame; 1400W x 700D x 740H

€334

ES - 2-BC-PACK-A

1600 meeting desk, 'I' leg frame; 1600W x 700D x 740H

€362

Finishes



Frame Finishes



Lead Time: 8-10 Weeks



Modular Storage



Grid Modular Storage

CUBE 4

Metal cube; 400W x 400D x 400H

CUBE 5

Metal cube; 500W x 400D x 400H

BAND 1

€213

€234



GRIDLOC4PH

Cube wooden locker; Pull handle 368W x 400D x 368H

GRIDLOC5PH

Cube wooden locker; Pull handle 468W x 400D x 368H

GRIDLOC4CL

Cube wooden locker; Combination lock 368W x 400D x 368H

GRIDLOC5CL

Cube wooden locker; Combination lock 468W x 400D x 368H

BAND 1

€272

€295

€272

€295



GRIDAL C4

Wooden alcove (no door) 368W x 400D x 368H


GRIDAL C5

Wooden alcove (no door) 468W x 400D x 368H

BAND 1

€179

€196



GRIDSH4

Wooden shelf 368W x 400D x 18H

GRIDSH5

Wooden shelf 468W x 400D x 18H

BAND 1

€62

€66

Finishes



CLASSIC
ASH
BAND 1




Frame Finishes



Lead Time: 3-4 Weeks

Contact your local sales representative for Bands 2 & 3

Accessories



PANEL MOUNT

Intended for use on desktop planters but can be mounted on any suitable vertical surface (providing correct hole size can be cut-out)



IN DESK

Instant access to power your accessories without having to reach under your desk into the cable tray.



UNDER DESK

Perfect on collaboration tables or if you don't want to spoil the clean lines of your desktop, these under desk modules are a handy addition to any work space.

Contents

Cable Management, Power Modules & Monitor Arms

54



Cable Management, Power Modules & Monitor Arms



Cable Baskets

WB1000TS	Wire cable basket 1000mm long c/w brackets. Chrome.	€69
WB1200TS	Wire cable basket 1200mm long c/w brackets. Chrome.	€74
WB1400TS	Wire cable basket 1400mm long c/w brackets. Chrome.	€79



In-Desk Power Modules

ADW12G502010	Aero flip 2 power, 2 RJ45 data ports and 1 HDMI.	€198
PLW01G561000	Port-EI 1 power, smart charge & RJ45 data port.	€189



CPU Holder

BCPU-SR	CPU holder. Silver.	€74
----------------	---------------------	------------



Chroma Desktop Power Module

CWW12G360000	Chroma 2 power & smart charge.	€184
---------------------	--------------------------------	-------------



Monitor Arms

FSA1-SR	Single monitor arm, manually adjustable. Silver.	€186
FSA1-WH	Single monitor arm, manually adjustable. White.	€186
FSA2-SR	Dual monitor arm, manually adjustable. Silver.	€318
FSA2-WH	Dual monitor arm, manually adjustable. White.	€318



LDT20-C012-B	Sigma single spring monitor arm. All Black.	€198
LDT20-C012-W	Sigma single spring monitor arm. White/Black.	€198
LDT20-C024-B	Sigma dual spring monitor arm. All Black.	€360
LDT20-C024-W	Sigma dual spring monitor arm. White/Black.	€360



MALPMAOSDSILVER	Double monitor arm, manually adjustable. Silver.	€118
MALPMAOSSILVER	Single monitor arm, manually adjustable. Silver.	€216



Cable Management

MLG3MB	Mains lead 3 metres. Black.	€28
MLG5MB	Mains lead 5 metres. Black.	€32
2M603303	Underdesk 4 gang extension. Black.	€36
ROSP-GR	Cable spine. Grey.	€38
CC101-BL	Cable spine (for Height Adjustable Desk); Black.	€64

Lead Time: 2 Weeks



Screens



Contents

Desktop Screens	58	D30 Desktop Screens	61
Floorstanding Screens	59	Privi Lamella Wall Screens	62
D10 Floorstanding Screens	60	Screen Fabrics	63-64





Are you screaming for SCREENS!!!

Office screens are important in the workplace, they can influence various aspects of productivity, collaboration, privacy, and overall employee well-being. Here are some key reasons why office screens hold importance in the modern workplace:

Privacy and Focus: Office screens provide employees with a sense of privacy and personal space within an open office environment. They help in minimising distractions, allowing individuals to concentrate on their work without interruptions.

Noise Reduction: Open office layouts can often be noisy and disruptive. Office screens help dampen sound and create quieter workspaces, improving overall acoustics and enable better concentration and productivity.

Flexible Workspace Design: Office screens enable flexible and adaptable workspace configurations. They can be easily moved, rearranged, or reconfigured to accommodate changing team sizes, projects, or collaboration needs, making the workspace dynamic and versatile.

Collaboration and Interaction: While providing privacy, office screens also facilitate collaboration. They can be strategically placed to define collaborative zones, encouraging teamwork and idea-sharing among employees while maintaining a level of visual separation.

Aesthetics and Design: Office screens contribute to the overall aesthetics and design of the office space. They can be designed to match the branding or style of the company, enhancing the visual appeal and creating a cohesive and professional environment.

Employee Well-being and Satisfaction: Creating a dedicated space with office screens can positively impact employee well-being. Employees feel more comfortable and valued when they have a sense of personal space and privacy, ultimately leading to improved job satisfaction and morale.

Hot Desking and Agile Work Environments: Modern work environments often incorporate flexible seating arrangements, where employees can reserve desks or workstations on a need basis. Office screens play a vital role in creating defined spaces for hot desking by providing structure in shared work areas.

Health and Safety: In light of health and safety concerns, especially in the post-pandemic world, office screens offer an added layer of protection and reassurance to employees. They can serve as physical barriers, promoting safe distancing and minimising the spread of illnesses.

Personalisation and Customisation: Office screens can be customized to suit individual preferences and functional needs. Employees can personalize their workspaces, adjusting screen heights or adding accessories for better organisation and efficiency.

Compliance and Regulations: Depending on the industry or region, certain regulatory requirements may necessitate the use of office screens to maintain privacy, confidentiality, or compliance with specific guidelines.

Overall, office screens are a fundamental tool in modern office design, enabling a balance between collaboration and privacy, fostering a conducive work environment, and enhancing the overall efficiency and satisfaction of employees.



Desktop Screens

Every screen is supplied with 2 desk clamps to fit various desking range tops up to 50mm. Desk top screens can be manufactured with a linking option to create a 3 or 4 cluster and must be specified at time of ordering.

When a linking strip is fitted, SCREEN CREEP will occur therefore EXACT SIZES MUST be specified.



Wave - 320/500mm High

		CARA	LUCIA
HW805	W: 800 H: 320/500	€218	€238
HW1005	W: 1000 H: 320/500	€220	€240
HW1205	W: 1200 H: 320/500	€226	€247
HW1505	W: 1500 H: 320/500	€228	€252
HW1605	W: 1600 H: 320/500	€238	€254
HW162505	W: 1625 H: 320/500	€242	€258
HW1805	W: 1800 H: 320/500	€252	€290

Rectangular - 320mm High

		CARA	LUCIA
HD803	W: 800 H: 320	€170	€182
HD1003	W: 1000 H: 320	€178	€188
HD1203	W: 1200 H: 320	€184	€196
HD1503	W: 1500 H: 320	€188	€208
HD1603	W: 1600 H: 320	€196	€238
HD162503	W: 1625 H: 320	€208	€242
HD1803	W: 1800 H: 320	€218	€248

Rectangular - 400mm High

		CARA	LUCIA
HD804	W: 800 H: 400	€184	€196
HD1004	W: 1000 H: 400	€190	€198
HD1204	W: 1200 H: 400	€196	€208
HD1504	W: 1500 H: 400	€202	€212
HD1604	W: 1600 H: 400	€208	€216
HD162504	W: 1625 H: 400	€210	€242
HD1804	W: 1800 H: 400	€220	€252

Rectangular - 500mm High

		CARA	LUCIA
HD805	W: 800 H: 500	€202	€210
HD1005	W: 1000 H: 500	€210	€212
HD1205	W: 1200 H: 500	€212	€228
HD1505	W: 1500 H: 500	€216	€230
HD1605	W: 1600 H: 500	€222	€236
HD162505	W: 1625 H: 500	€230	€260
HD1805	W: 1800 H: 500	€240	€278



Lead Time: 7-10 Days

See Pages 63-64
for our CAMIRA screen fabric finishes





Floorstanding Screens

FLOOR SCREENS create privacy, help reduce office noise and transform open plan offices into stylish workspaces, without reducing natural daylight.

Working areas can be created or a continuous run of screens can provide a temporary partition in halls or corridors. 2 way linking strips are supplied with every linking screen and for various other configurations 3 and 4 way linking strips are available.

Floor Screen - 1200mm High

FREESTANDING / LINKING		CARA	LUCIA
HS/HL612	W: 600 H: 1200	€198	€228
HS/HL812	W: 800 H: 1200	€232	€262
HS/HL1012	W: 1000 H: 1200	€240	€282
HS/HL1212	W: 1200 H: 1200	€262	€308
HS/HL1412	W: 1400 H: 1200	€264	€312
HS/HL1512	W: 1500 H: 1200	€266	€318
HS/HL1612	W: 1600 H: 1200	€280	€328
HS/HL1812	W: 1800 H: 1200	€292	€358



Floor Screen - 1600mm High

FREESTANDING / LINKING		CARA	LUCIA
HS/HL616	W: 600 H: 1600	€218	€252
HS/HL816	W: 800 H: 1600	€248	€286
HS/HL1016	W: 1000 H: 1600	€254	€296
HS/HL1216	W: 1200 H: 1600	€274	€330
HS/HL1416	W: 1400 H: 1600	€286	€342
HS/HL1516	W: 1500 H: 1600	€298	€352
HS/HL1616	W: 1600 H: 1600	€306	€356
HS/HL1816	W: 1800 H: 1600	€318	€368

Floor Screen - 1800mm High

FREESTANDING / LINKING		CARA	LUCIA
HS/HL618	W: 600 H: 1800	€230	€272
HS/HL818	W: 800 H: 1800	€284	€344
HS/HL1018	W: 1000 H: 1800	€292	€362
HS/HL1218	W: 1200 H: 1800	€298	€374
HS/HL1418	W: 1400 H: 1800	€308	€390
HS/HL1518	W: 1500 H: 1800	€316	€392
HS/HL1618	W: 1600 H: 1800	€322	€398



LINKING STRIPS

LINKSTRIPGR	
2 WAY LINKING STRIP IN GRAPHITE (PER METRE)	€16
LINKSTRIPSIL	
2 WAY LINKING STRIP IN SILVER (PER METRE)	€16
3LINKSTRIPGR	
3 WAY LINKING STRIP IN GRAPHITE (PER METRE)	€18
3LINKSTRIPSIL	
3 WAY LINKING STRIP IN SILVER (PER METRE)	€18
4LINKSTRIPGR	
4 WAY LINKING STRIP IN GRAPHITE (PER METRE)	€20
4LINKSTRIPSIL	
4 WAY LINKING STRIP IN SILVER (PER METRE)	€20

Lead Time: 7-10 Days



See Pages 63-64
for our CAMIRA screen fabric finishes



D10 Floorstanding Screens

Fabric screens with either raised or flat stitching; 30mm carcass as standard on flat and desk mounted screens; 2 height adjuster; free standing screens fabric trim and 2 feet as standard; desk mounts supplied with DB1 brackets unless otherwise specified; all feet dark grey as standard; any size available; all brackets available as standard; use next price up for odd sizes. Available in CAMIRA Cara or Carlow.

DS2



Floor Standing Screens - 1600mm High

		BAND A
D1/168	W: 800 H: 1600	€392
D1/1610	W: 1000 H: 1600	€398
D1/1612	W: 1200 H: 1600	€406
D1/1614	W: 1400 H: 1600	€414
D1/1615	W: 1500 H: 1600	€422
D1/1616	W: 1600 H: 1600	€432
D1/1618	W: 1800 H: 1600	€464

Floor Standing Screens - 1200mm High

		BAND A
D1/128	W: 800 H: 1200	€350
D1/1210	W: 1000 H: 1200	€362
D1/1212	W: 1200 H: 1200	€374
D1/1214	W: 1400 H: 1200	€388
D1/1215	W: 1500 H: 1200	€394
D1/1216	W: 1600 H: 1200	€406
D1/1218	W: 1800 H: 1200	€420
D1/1220	W: 2000 H: 1200	€464

Desk Mounted Screens - 380mm High

		BAND A
D1/DMS/388	W: 800 H: 380	€198
D1/DMS/3810	W: 1000 H: 380	€218
D1/DMS/3812	W: 1200 H: 380	€242
D1/DMS/3814	W: 1400 H: 380	€254
D1/DMS/3816	W: 1600 H: 380	€264
D1/DMS/3818	W: 1800 H: 380	€272
D1/DMS/3820	W: 2000 H: 380	€290
D1/DMS/3822	W: 2200 H: 380	€316



Lead Time: 8 Weeks



See Pages 63-64
for our CAMIRA screen fabric finishes



D30 Desktop Screens

Aluminium Trim desk top screens; robust straight screens supplied with silver satin aluminium posts; silver post in-fills; 35mm carcass as standard; all desk top screens are supplied with DB1 brackets. Available in CAMIRA Cara or Carlow.

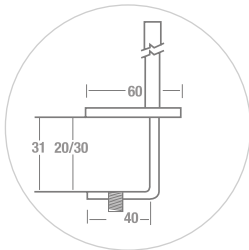
DS2



Rectangular - 380mm High

BAND A

D30/DMS/388	W: 800 H: 380	€250
D30/DMS/3810	W: 1000 H: 380	€260
D30/DMS/3812	W: 1200 H: 380	€272
D30/DMS/3814	W: 1400 H: 380	€278
D30/DMS/3816	W: 1600 H: 380	€286
D30/DMS/3818	W: 1800 H: 380	€304



DB1 SCREW FIX - 25MM

- 2 DB1 desk clamps are supplied with every screen.
- All widths quoted include posts.
- All brackets available as standard.
- Desk top screens 1600mm and over are standard with three bracket holes.

Rectangular - 480mm High

BAND A

D30/DMS/488	W: 800 H: 480	€258
D30/DMS/4810	W: 1000 H: 480	€278
D30/DMS/4812	W: 1200 H: 480	€288
D30/DMS/4814	W: 1400 H: 480	€302
D30/DMS/4816	W: 1600 H: 480	€310
D30/DMS/4818	W: 1800 H: 480	€342



Lead Time: 8 Weeks



See Pages 63-64
for our CAMIRA screen fabric finishes



Privi Lamella Wall Screens

Structure made of HDF board, thickness 2,5 mm, fully upholstered with fabric cover, glued with foam on the internal side. The cover has vertical stitching in folding places, lamellas width 110 mm; Overall panel thickness 10 mm.

Feet - made of 12 mm steel tube and sheet, thickness 5 mm

Feet finish options: - powder-coated in Traffic white (RAL 9016), Jet black (RAL 9005) or Slate grey (RAL 7015) colour.

Note: Panels design allows for multiple, flexible change in shape fitted to the user's needs.

NowyStyl



PRIVI	W: 2200 (20 lamellas) H: 1370	€946
PRIVI	W: 3200 (29 lamellas) H: 1370	€1,230



Lead Time: 8-10 Weeks



See Pages 63-64
for our CAMIRA screen fabric finishes



Screen Fabrics

Cara

Cara is a plain weave panel fabric available in a wide selection of commercial colourways. One of our most popular vertical surface fabrics, Cara is used extensively on desk screens, wallsides and on pin boards.

This fabric is largely acoustically transparent and as such is ideal to be used as a decorative facing for sound absorbing boards.

SCREEN FABRICS

CARA - BAND A



CIGARETTES & MATCH



MEDIUM HAZARD B1



WASHABLE



ENVIRONMENTAL



5 YEAR GUARANTEE

				
CARA: Easdale EJ188	CARA: Dolphin EJ105	CARA: Walten EJ011	CARA: Cluanie EJ180	CARA: Galilee EJ125
				
CARA: Staffa EJ185	CARA: Carron EJ015	CARA: Adriatic EJ154	CARA: Ronay EJ189	CARA: Lora EJ187
				
CARA: Portland EJ016	CARA: Lead EJ104	CARA: Chaucer EJ172	CARA: Clan EJ169	CARA: Merrick EJ048
				
CARA: Lerwick EJ194	CARA: Black EJ138	CARA: Pitlochry EJ076	CARA: Lossie EJ197	CARA: Tummel EJ038

Due to the limitations of the printing process colours may not be 100% accurate, please request samples.

Other CAMIRA screen fabric finishes available



Screen Fabrics

Lucia

Lucia is an ever popular crepe weave synthetic panel fabric. It's manufactured from 100% recycled polyester saving virgin raw materials and for a reduced environmental footprint. With a non lustrous appearance, it has a bold and bright colour palette.

This fabric is largely acoustically transparent and as such is ideal to be used as a decorative facing for sound absorbing boards.

SCREEN FABRICS

LUCIA - BAND B



CIGARETTES & MATCH



MEDIUM HAZARD BI



WASHABLE



ENVIRONMENTAL



5 YEAR GUARANTEE



LUCIA: Ocean

YB100



LUCIA: Scuba

YB089



LUCIA: Martinique

YB004



LUCIA: Bluebell

YB097



LUCIA: Tarot

YB090



LUCIA: Bridgetown

YB102



LUCIA: Diablo

YB101



LUCIA: Belize

YB105



LUCIA: Lobster

YB087



LUCIA: Solano

YB088




LUCIA: Calypso

YB106



LUCIA: Jamaica

YB027



LUCIA: Adobo

YB165



LUCIA: Sandstorm

YB302



LUCIA: Turtle

YB098



LUCIA: Havana

YB009



LUCIA: Sombrero

YB046




LUCIA: Windjammer

YB047



LUCIA: Apple

YB096



LUCIA: Blizzard

YB108

Due to the limitations of the printing process colours may not be 100% accurate, please request samples.

Other CAMIRA screen fabric finishes available

Bistro



Contents

Bistro Seating	78-72	Dimensions	76-77
Bistro Benches & Tables	73-75	Finishes	78





Bistro Furniture

Bistro furniture is designed specifically for dining spaces like cafes, bistros, or dining areas within establishments. Here are some key considerations when choosing bistro furniture:

Space Efficiency: Bistro furniture is typically designed to maximize space utilization. Consider compact tables and chairs that fit well without crowding the area. Understand the dimensions and layout of the area. Consider the available space and how different furniture options might fit in and facilitate movement.

Comfort: Comfortable seating is crucial. Look for ergonomic designs that provide proper support. This is especially important if people will spend extended periods in the area.

Durability and Maintenance: Consider furniture that has durable materials suitable for indoor or outdoor use, depending on the location of your bistro. Materials like metal, wood, or weather-resistant synthetic materials are common choices. The furniture should be durable and easy to maintain due to high usage. Consider materials that are easy to clean and can withstand wear and tear.

Style and Aesthetics: Choose furniture that complements the overall design and atmosphere you want to create. You might even consider colours that align with company branding or the ambiance you wish to portray.

Flexibility and Versatility: Consider furniture that can be rearranged or adjusted to accommodate different group sizes or events. Modular or stackable furniture can be beneficial for this purpose.

Safety: Ensure that the furniture meets safety standards and doesn't pose any hazards, especially if used by children or in high-traffic areas.

Accessibility: Ensure that the furniture accommodates individuals with disabilities or special needs, adhering to accessibility guidelines. Consider whether the furniture needs to be easily moved or stored, especially for outdoor spaces that might need to be cleared during certain times.

By considering these factors, you can select canteen furniture that not only looks great but also enhances the overall experience for the users.

Bistro Seating



Ari Range

ARICHL

Ari, 4 chrome legs, polypropylene shell; Blue

€112

ARICHLK

Ari, 4 chrome legs, polypropylene shell; Black

€112

ARICHGRN

Ari, 4 chrome legs, polypropylene shell; Green

€112

ARICHGRY

Ari, 4 chrome legs, polypropylene shell; Grey

€112

ARICHOR

Ari, 4 chrome legs, polypropylene shell; Orange

€112

ARICHRD

Ari, 4 chrome legs, polypropylene shell; Red

€112

ARICHWH

Ari, 4 chrome legs, polypropylene shell; White

€112

ARI TROLLEY Recommended stacking 8 high

€420

Finishes



Nuke Range

NUKE

4 legged chair available in 7 colours

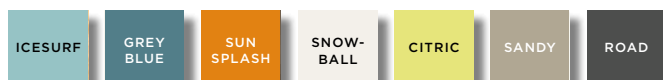
€162

NUKEA

4 legged chair with arms available in 7 colours

€178

Finishes



Paris Range

61249

4 legged high stool with steel frame

€198

62184

4 legged side chair with steel frame

€172

Finish



Lead Time: 3 Weeks

See Pages 76-77
for our Dimensions



Bistro Seating

NowyStyl



Vapaa Range

VAPAA 4SUPHHB.2

Bistro chair; Upholstered with arms

€314

Finishes



NowyStyl



Bingo Range

BINGO

Bistro chair; Laminate

€232

BINGO HOCKER

Bistro stool; Laminate

€398

Finishes



NowyStyl



Cafe Range

CAFE2CH

Bistro chair, 4 leg frame in chrome and plywood shell.

€132

CAFEVIIHLWH

Bistro stool, sled leg frame in chrome and laminate melamine shell. White.

€264

CAFEVIILWH

Bistro stool, 4 leg frame in chrome and laminate melamine shell. White.

€168

NowyStyl



Club Tub Chair

CLUBV4BLK

Tub single chair. Black contract vinyl.

€322

Lead Time: 8-10 Weeks

See Pages 76-77
for our Dimensions

Bistro Seating



Shoreditch Chairs & Stools



63373

63377

63368

63373 Shoreditch ECO Shell - E Frame (Skid/Stackable) White/Chrome €210

63394 Shoreditch ECO Shell - E Frame (Skid/Stackable) Grey/Chrome €210

63374 Shoreditch ECO Shell - E Frame (Skid/Stackable) Blue/Chrome €210

63375 Shoreditch ECO Shell - F Frame (4 Leg/Stackable) White/Chrome €205

63377 Shoreditch ECO Shell - F Frame (4 Leg/Stackable) Grey/Chrome €205

63376 Shoreditch ECO Shell - F Frame (4 Leg/Stackable) Blue/Chrome €205

63367 Shoreditch ECO Shell - E Frame Mid Height Stool (Skid) White/Chrome €255

63369 Shoreditch ECO Shell - E Frame Mid Height Stool (Skid) Grey/Chrome €255

63368 Shoreditch ECO Shell - E Frame Mid Height Stool (Skid) Blue/Chrome €255

63370 Shoreditch ECO Shell - E Frame High Stool (Skid) White/Chrome €275

63372 Shoreditch ECO Shell - E Frame High Stool (Skid) Grey/Chrome €275

63371 Shoreditch ECO Shell - E Frame High Stool (Skid) Blue/Chrome €275

60058 Shoreditch Side Chair - E Frame Mid Height Stool (Skid) Black/Chrome €209

60922 Shoreditch Side Chair - E Frame Mid Height Stool (Skid) Red/Chrome €209

62700 Shoreditch Side Chair - E Frame Mid Height Stool (Skid) Plum/Chrome €209

61517 Shoreditch Side Chair - E Frame High Stool (Skid) White/Chrome €269

60111 Shoreditch Side Chair - E Frame High Stool (Skid) Turquoise/Chrome €269

61373 Shoreditch Side Chair - E Frame High Stool (Skid) Navy/Chrome €269

61671 Shoreditch Side Chair - E Frame High Stool (Skid) Mustard/Chrome €269

60098 Shoreditch Side Chair - E Frame High Stool (Skid) Lime/Chrome €269

62156 Shoreditch Side Chair - E Frame High Stool (Skid) Grey/Chrome €269

60942 Shoreditch Side Chair - E Frame High Stool (Skid) Black/Chrome €269

60752 Shoreditch Side Chair - E Frame High Stool (Skid) Red/Chrome €269

61783 Shoreditch Side Chair - E Frame High Stool (Skid) Plum/Chrome €269

61288 Shoreditch Side Chair - F Frame (4 Leg/Stackable) White/Chrome €209

62922 Shoreditch Side Chair - F Frame (4 Leg/Stackable) Turquoise/Chrome €209

61366 Shoreditch Side Chair - F Frame (4 Leg/Stackable) Navy/Chrome €209

60259 Shoreditch Side Chair - F Frame (4 Leg/Stackable) Mustard/Chrome €209

62760 Shoreditch Side Chair - F Frame (4 Leg/Stackable) Lime/Chrome €209

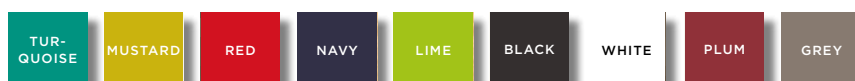
61147 Shoreditch Side Chair - F Frame (4 Leg/Stackable) Grey/Chrome €209

62096 Shoreditch Side Chair - F Frame (4 Leg/Stackable) Black/Chrome €209

60263 Shoreditch Side Chair - F Frame (4 Leg/Stackable) Red/Chrome €209

60642 Shoreditch Side Chair - F Frame (4 Leg/Stackable) Plum/Chrome €209

Finishes



Lead Time: 4 Weeks

See Pages 76-77
for our Dimensions



Bistro Seating

Shoreditch Chairs & Stools



61382



61043



60964



61468

61382 Shoreditch Side Chair - K Frame (Beech) White/Nat Beech	€215
61043 Shoreditch Side Chair - K Frame (Beech) Turquoise/Nat Beech	€215
62069 Shoreditch Side Chair - K Frame (Beech) Navy/Nat Beech	€215
61789 Shoreditch Side Chair - K Frame (Beech) Mustard/Nat Beech	€215
61103 Shoreditch Side Chair - K Frame (Beech) Lime/Nat Beech	€215
62309 Shoreditch Side Chair - K Frame (Beech) Grey/Nat Beech	€215
60039 Shoreditch Side Chair - K Frame (Beech) Black/Nat Beech	€215
62684 Shoreditch Side Chair - K Frame (Beech) Red/Nat Beech	€215
62209 Shoreditch Side Chair - K Frame (Beech) Plum/Nat Beech	€215
62585 Shoreditch Side Chair - K Frame (Black) White/Black	€215
61356 Shoreditch Side Chair - K Frame (Black) Turquoise/Black	€215
60349 Shoreditch Side Chair - K Frame (Black) Navy/Black	€215
60964 Shoreditch Side Chair - K Frame (Black) Mustard/Black	€215
61359 Shoreditch Side Chair - K Frame (Black) Lime/Black	€215
61468 Shoreditch Side Chair - K Frame (Black) Grey/Black	€215
62913 Shoreditch Side Chair - K Frame (Black) Black/Black	€215
62389 Shoreditch Side Chair - K Frame (Black) Red/Black	€215
62576 Shoreditch Side Chair - K Frame (Black) Plum/Black	€215

Finishes



KI



Hatton Chair

HATTON

Stackable polypropylene 4 legged chair

€114

Finishes



Lead Time: 4 Weeks

See Pages 76-77
for our Dimensions



Bistro Seating

NowyStyl



Tulipan Stool

TULIPAN HOCKER

Canteen bar stool, 4 leg frame in chrome and plywood seat
- Beech. Seat pad available, P.O.A.

€170

NowyStyl



Tauko Stool

4L LWM WOOD

4 legged bar stool in natural solid wood beech legs and plywood shell

€820

4L LWM UPH

4 legged bar stool in natural solid wood beech legs and upholstered shell

€860

NowyStyl



Evora Stool

EVORA HOCKER

4 legged bar stool; Beech or Valencia vinyl

€430

NowyStyl



Levitate Stool

LEVITATE HOCKER

4 legged bar stool; Solid oak legs with footrest

€798

Finishes



Lead Time: 8-10 Weeks

See Pages 76-77
for our Dimensions



Bistro Benches & Tables



Fully Welded Rectangular Tables

EKSTC168ZWH

Fully welded rectangular table in white (1600mm)

€250

EKSTC128ZB

Fully welded rectangular table in beech (1200mm)

€230

EKSTC168ZB

Fully welded rectangular table in beech (1600mm)

€250

EKSTC188ZB

Fully welded rectangular table in beech (1800mm)

€270

White and Beech ONLY.



25mm Top Bistro Tables

40FWT8

25mm top rectangular table (800mm)

BAND 1

€289

40FWT10

25mm top rectangular table (1000mm)

€308

40FWT12

25mm top rectangular table (1200mm)

€318

40FWT14

25mm top rectangular table (1400mm)

€329

40FWT16

25mm top rectangular table (1600mm)

€342

40FWT18

25mm top rectangular table (1800mm)

€368

40RT8

25mm top round table (800mm)

€448

40RT10

25mm top round table (1000mm)

€488

40RT12

25mm top round table (1200mm)

€528



Finishes



Frame Finishes



Lead Time: 3-4 Weeks

Contact your local sales representative for Bands 2 & 3

See Pages 76-77
for our Dimensions

Bistro Benches & Tables

NowyStyl



Lara Inox Tables

LARA INOX 730

730 Round Table

€359

LARA INOX 1100

1100 Tall Round Table

€399

LARAINOXSQ

Square Table

€424

NowyStyl



Lena Tables

LENA 1100

Tall Round Bistro Table (600)

€289

LENA 7080

Round Bistro Table (800)

€269

Available in Beech or White.

NowyStyl



Levitate Range

LEVITATE HIGH TABLE

High Bistro Table; Solid Wooden Oak 'A' Frame Legs

€2,108

LEVITATE HIGH BENCH

High Bistro Bench; Solid Wooden Oak 'A' Frame Legs

€1,108

LEVITATE HOCKER

4 legged bar stool; Solid oak legs with footrest

€798

Finishes



Lead Time: 8-10 Weeks

See Pages 76-77
for our Dimensions



Bistro Benches & Tables



Gianni 'A' Poseur Height Tables

BAND 1

GAP12	Rectangular poseur table; A frame; 1200W x 800D x 1050H	€968
GAP14	Rectangular poseur table; A frame; 1400W x 800D x 1050H	€1,035
GAP16	Rectangular poseur table; A frame; 1600W x 800D x 1050H	€1,049
GAP18	Rectangular poseur table; A frame; 1800W x 800D x 1050H	€1,120
GAP20	Rectangular poseur table; A frame; 2000W x 800D x 1050H	€1,133
GAP30*	Rectangular poseur table; A frame; 3000W x 800D x 1050H	€1,864
GAP36*	Rectangular poseur table; A frame; 3600W x 800D x 1050H	€1,986

* 2 piece table with central shared leg



Gianni 'A' Frame Tables

BAND 1

GAL12	Rectangular table; A frame; 1200W x 800D x 740H	€914
GAL14	Rectangular table; A frame; 1400W x 800D x 740H	€955
GAL16	Rectangular table; A frame; 1600W x 800D x 740H	€996
GAL18	Rectangular table; A frame; 1800W x 800D x 740H	€1,037
GAL20	Rectangular table; A frame; 2000W x 800D x 740H	€1,079
GAL30*	Rectangular table; A frame; 3000W x 800D x 740H	€1,754
GAL36*	Rectangular table; A frame; 3600W x 800D x 740H	€1,877

* 2 piece table with central shared leg




Gianni 'A' Low Bench Seats

BAND 1

GALBS12	Rectangular bench seat; A frame; 900W x 350D x 455H	€398
GALBS14	Rectangular bench seat; A frame; 1100W x 350D x 455H	€422
GALBS16	Rectangular bench seat; A frame; 1300W x 350D x 455H	€426
GALBS18	Rectangular bench seat; A frame; 1500W x 350D x 455H	€456
GALBS20	Rectangular bench seat; A frame; 1700W x 350D x 455H	€478

Finishes



Frame Finishes



Lead Time: 3-4 Weeks

Contact your local sales representative for Bands 2 & 3

See Pages 76-77
for our Dimensions

Dimensions

Bistro Seating

CODE	WIDTH	DEPTH	HEIGHT
ARI	450mm	495mm	855mm
NUKE	560mm	530mm	820mm
NUKEA	560mm	530mm	820mm
331902	450mm	465mm	855mm
331905	450mm	465mm	940mm
359013	445mm	544mm	810mm
360055	470mm	485mm	1130mm
VAPAA 4SUPHHB.2	415mm	420mm	905mm
BINGO	445mm	455mm	820mm
BINGO HOCKER	445mm	455mm	1136mm
CAFE2CH	430mm	430mm	850mm
CAFEVIIHLWH	430mm	430mm	850mm
CAFEVIIHLWH	370mm	400mm	1100mm
CLUBV4BLK	600mm	465mm	810mm
SHOREDITCH ECO SHELL (E FRAME) CHAIRS	480mm	495mm	820mm
SHOREDITCH ECO SHELL (F FRAME) CHAIRS	510mm	510mm	825mm
SHOREDITCH ECO SHELL (E FRAME) MID STOOLS	510mm	490mm	1015mm
SHOREDITCH ECO SHELL (E FRAME) HIGH STOOLS	520mm	540mm	1130mm
SHOREDITCH (E FRAME) MID STOOLS	510mm	490mm	1015mm
SHOREDITCH (E FRAME) HIGH STOOLS	520mm	540mm	1130mm
SHOREDITCH (F FRAME) CHAIRS	510mm	510mm	825mm
SHOREDITCH (K FRAME) CHAIRS	460mm	465mm	830mm
HATTON	500mm	560mm	805mm
TULIPAN HOCKER	430mm	470mm	1100mm
TAUKO	458mm	525mm	931mm
EVORA HOCKER	395mm	425mm	1020mm
LEVITATE HOCKER	400mm	400mm	736mm





Dimensions

Bistro Tables & Benches

CODE	WIDTH	DEPTH	HEIGHT
EKSTC168ZWH	600mm	465mm	810mm
EKSTC128ZB	600mm	465mm	810mm
EKSTC168ZB	600mm	465mm	810mm
EKSTC188ZB	600mm	465mm	810mm
40FWT8	800mm	800mm	740mm
40FWT10	1000mm	800mm	740mm
40FWT12	1200mm	800mm	740mm
40FWT14	1400mm	800mm	740mm
40FWT16	1600mm	800mm	740mm
40FWT18	1800mm	800mm	740mm
40RT8	800mm	800mm	740mm
40RT10	1000mm	1000mm	740mm
40RT12	1200mm	1200mm	740mm
LARA INOX 730	400mm	400mm	730mm
LARA INOX 1100	600mm	600mm	1100mm
LARAINOXSQ	800mm	800mm	730mm
LENA 1100	600mm	465mm	810mm
LENA 7080	600mm	465mm	810mm
LEVITATE HIGH TABLE	1000mm	2000mm	1100mm
LEVITATE HIGH BENCH	1200mm	400mm	736mm
GAL12	1200mm	800mm	740mm
GAL14	1400mm	800mm	740mm
GAL16	1600mm	800mm	740mm
GAL18	1800mm	800mm	740mm
GAL20	2000mm	800mm	740mm
GALBS12	900mm	350mm	455mm
GALBS14	1100mm	350mm	455mm
GALBS16	1300mm	350mm	455mm
GALBS18	1500mm	350mm	455mm
GALBS20	1700mm	350mm	455mm
GAP12	1200mm	800mm	1050mm
GAP14	1400mm	800mm	1050mm
GAP16	1600mm	800mm	1050mm
GAP18	1800mm	800mm	1050mm
GAP20	2000mm	800mm	1050mm

Finishes





SEATING FINISHES	LAMINATES: BINGO, BINGO HOCKER			
				
Orange U303	Black U999	China Red U321	Premium White W1000	Lime Green U630

Other colours are available

SEATING FINISHES	STANDARD PLYWOOD STAIN: CAFE2CH, CAFEVIIHLWH, CAFEVIIHLWH, BINGO, BINGO HOCKER	
		
Beech 1.007	White 2.09S	

Other colours are available

TABLE FINISHES	TOPALIT TOP: LENA	
		
Beech Light W.019	White W.001	

Other colours are available

Due to the limitations of the printing process colours may not be 100% accurate, please request samples.

Reception



Contents

Hawk Reception Counters	81-82	Z2 Reception Counters	84
Z1 Reception Counters	83	Velum Reception Counters	85
		Overlay Reception Counters	86



Reception – The place of first Impressions

Remember, the reception area serves as the first point of contact for visitors, clients, or customers, so creating a positive and inviting space can significantly impact their initial impression of your business. Designing a reception area involves several key considerations to ensure its welcoming, functional, and reflects the ethos of your business. Here are some aspects to consider:

Functionality: Determine the primary functions of the reception area. Is it primarily for greeting guests, handling paperwork, or scheduling appointments? Design the space to accommodate these functions efficiently.

Aesthetics: Create a welcoming atmosphere that aligns with your brand or the vibe you want to convey. Consider elements like colour schemes, furniture styles, lighting, and decor that reflect your brand's identity or the overall ambience you aim to achieve.

Comfort: Ensure comfortable seating arrangements for visitors who might have to wait. Consider soft seating furniture and enough space for people to move around freely – check out the breakout furniture section for some great ideas.

Accessibility: Design the reception area to be easily accessible for all, including those with disabilities. Ensure wheelchair access, clear pathways, and consider varying height levels for counters or seating.

Branding and Messaging: Use the space to communicate your brand's values, mission, or any relevant information through signage, displays, or artwork.

Technology Integration: If applicable, incorporate technology seamlessly into the area. This might include digital screens for announcements, charging stations, or a well-organized IT and communications setup for staff.

Privacy: Balance the need for openness with the necessity of privacy. Confidential conversations or sensitive discussions might require designated spaces or soundproofing measures – check out the pod section.

Storage: Plan for adequate storage solutions to keep the area clutter-free. This could include cabinets, shelves, or discreet storage units for paperwork, supplies, or personal belongings.

Flow and Layout: Ensure a logical flow within the space. Consider the traffic patterns and how people will move through the area. A well-designed layout can enhance efficiency and the overall experience.

Maintenance and Cleaning: Choose materials and furnishings that are easy to clean and maintain, as reception areas often receive heavy foot traffic and can get messy quickly.

Reception desks come in various sizes and shapes (L-shaped, curved, rectangular) and in a number of materials (wood, glass, metal). They are often the focal point of the reception area but don't underestimate what soft seating, coffee tables, planters and decorative lighting can do to add to the ambience and feel of the space.



Hawk Reception Counters



Slat Reception Units



SREC12

Reception unit; 1196W x 800D x 1220H

SREC16

Reception unit; 1628W x 800D x 1220H

SREC20*

Reception unit; 1196W x 800D x 1220H

SREC24*

Reception unit; 2420W x 800D x 1220H

BAND 1

€2,230

€2,665

€3,470

€4,140

Slatted front panel available in Halifax Oak, Black or White (included in price above)

Slats sit on black felt backing made from 100% recycled plastic

*Supplied with centre partition for support


Finishes



Lead Time: 3-4 Weeks

Contact your local sales representative for Bands 2 & 3

Hawk Reception Counters



Reception Units

GRECB16

Reception base unit; 1600W x 800D x 740H

GRECB16DDA

Disabled access reception base unit; 1600W x 800D x 740H

GRECTB16

Top box for reception unit; 1600W x 350D x 450H

GREC90BL

90° large corner reception base unit; 1600W x 800D x 740H

GREC90BS

90° small corner reception base unit; 1200W x 800D x 740H

GREC90TBL

90° top box for large corner reception base unit; 1080W x 350D x 450H

GREC90TBS

90° top box for small corner reception base unit; 800W x 350D x 450H

GRECB45

45° reception base unit; 1837W x 800D x 740H

GRECTB45

45° top box reception base unit; 1837W x 800D x 740H

BAND 1

€625

€765

€395

€1,099

€1,029


€639

€599

€1,115

€599

Finishes



Lead Time: 3-4 Weeks

Contact your local sales representative for Bands 2 & 3



Z1 Reception Counters


Quadrifoglio Group

Z1 Reception Units

Desktops and panels made of 30mm lacquered MFC, finished with 2mm impact resistant ABS edges in matching matt lacquer finish; corner worktops are 45° mitre cut, joined to form a 90° angle.

LED lighting option P.O.A.

Z1C01240

Reception unit; 2460W x 800D x 1130H

€5,649

Z1C01320

Reception unit; 3200W x 800D x 1130H

€6,379

Z1C01400

Reception unit; 4000W x 800D x 1130H

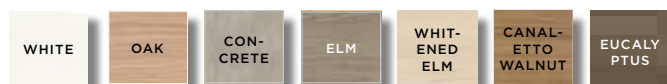
€8,569

Z1C01480

Reception unit; 4800W x 800D x 1130H

€9,329

MELAMINE COLOUR UNIT OPTIONS



LACQUERED FRONT PANEL OPTIONS



Lead Time: 5 Weeks

Z2 Reception Counters



Quadrifoglio Group

Z2 Reception Units

Straight composition with closing side panels; available in a choice of 7 melamine colours and 23 lacquered front panel colours.

LED lighting option P.O.A.

Z2C55

Reception unit; Left hand; 2860W x 1125D x 1130H

€2,709

Z2C56

Reception unit; Left hand; 3060W x 1125D x 1130H

€2,869

Z2C57

Reception unit; Right hand; 2860W x 1125D x 1130H

€2,779

Z2C58

Reception unit; Right hand; 3060W x 1125D x 1130H

€2,869

MELAMINE COLOUR UNIT OPTIONS



LACQUERED FRONT PANEL OPTIONS



Lead Time: 5 Weeks



Velum Reception Counters

NowyStyl



WNLVZH908NNAAN-MPMSMS

90° Reception unit; High module

€672

WNLVZL908NNNAAN-0000MS

90° Reception unit; Low module

€544

WNLVWH908NNAAN-MPMSMS

90° Reception unit; High module

€608

WNLVRH128NAAAN

Rectangular reception unit; High module; 1200W x 1120H

€606

WNLVRH148NAAAN

Rectangular reception unit; High module; 1400W x 1120H

€656

WNLVRH168NAAAN

Rectangular reception unit; High module; 1600W x 1120H

€716

WNLVRL128NNNAN-0000

Rectangular reception unit; Low module; 1200W x 720H

€420

WNLVRL148NNNAN-0000

Rectangular reception unit; Low module; 1400W x 720H

€456

WNLVRL168NNNAN-0000

Rectangular reception unit; Low module; 1600W x 720H

€510

Finishes



Lead Time: 8-10 Weeks




Overlay Reception Counters



Overlay Reception Units

OREC12	BAND 1
Reception unit; 1196W x 800D x 1220H	€2,220
OREC16	
Reception unit; 1628W x 800D x 1220H	€2,665
OREC20	
Reception unit; 1988W x 800D x 1220H	€3,460
OREC24	
Reception unit; 2420W x 800D x 1220H	€4,125

Finishes



Lead Time: 3-4 Weeks

Contact your local sales representative for Bands 2 & 3

Executive & Boardroom



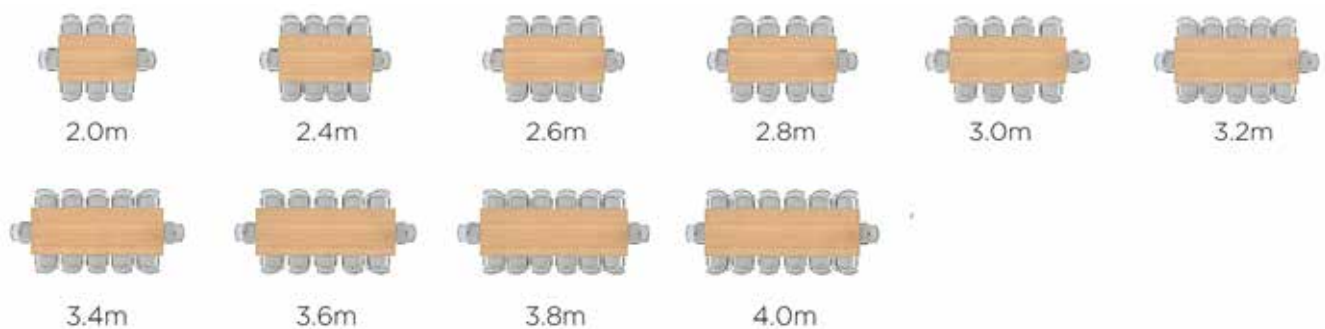
Contents

Gianni & Panel End Boardroom Tables	90	X10 Executive Desks & Boardroom Tables	93
Maya Boardroom Tables	91	X-Time Work Executive Desk	94
X9 Executive Desks & Boardroom Tables	92	T45 Executive Desks & Boardroom Tables	95
		Easy Space & eRange Tables	96





Rectangular Boardroom Tables



Boardroom not Bored-room

When purchasing an executive or boardroom table, several factors come into play to ensure you select the right one:

Size and Shape: Consider the size of the room and the number of people who will typically use the table. Rectangular tables are common for boardrooms, but oval or round tables can promote better conversation and inclusivity – checkout the sizing chart on the previous page.

Material and Durability: Opt for high-quality materials that suit your aesthetic and offer durability. Common choices include wood (veneer or solid), glass, metal, or a combination. Consider factors like scratch resistance, ease of cleaning, and long-term durability – how often are you likely to use the boardroom table.

Functionality and Features: Evaluate the table's features. Some may have built-in power outlets, cable management systems, or adjustable height options. These can enhance functionality during meetings.

Aesthetic and Style: Consider the design and how it fits with the overall office decor. A professional and elegant appearance can complement the executive space.

Comfort: Ensure the table height and design offer comfortable seating options for extended meetings. Consider ergonomic chairs that pair well with the table – check out the chairs in our seating section.

Budget: Set a clear budget that allows for quality but doesn't overspend. Prices can vary significantly based on size, material, and features.

Delivery and Installation: We offer a full installation services, especially for larger tables that may require professional setup.

Warranty and After-Sales Service: We stand over every product we sell so rest assured the warranty terms and after-sales service is second to none.

By considering these factors, you can make an informed decision when purchasing an executive or boardroom table that meets both your functional needs and aesthetic preferences.

Gianni & Panel End Boardroom Tables



Gianni Boardroom Table



GGRBT2610

Rectangular boardroom table; Goalpost leg; 2600W x 1000D x 740H

BAND 1

€1,380



Panel End Boardroom Table



PRBT26

Rectangular boardroom table; Panel end; 2600W x 1200D x 740H

BAND 1

€1,020



Finishes



Frame Finishes



Lead Time: 3-4 Weeks

Contact your local sales representative for Bands 2 & 3



Maya Boardroom Table

HAWK
FURNITURE



Maya Boardroom Table

MARBT2610SS

Rectangular boardroom table; Steel square leg; 2600W x 1000D x 740H

BAND 1

€1,680



Finishes



Frame Finishes



Lead Time: 3-4 Weeks

Contact your local sales representative for Bands 2 & 3

X9 Executive Desks & Boardroom Tables



Quadrifoglio Group

18mm top; rectangular top; return available for desk; tapered legs; adjustable feet; available in 3 veneered MDF colours, legs available in white or umbra grey.

X9 Executive Desks



X9SDL160	X9 executive desk with right hand return unit, 1720W x 2340D x 750H	€6,140
X9SDL180	X9 executive desk with right hand return unit, 1920W x 2340D x 750H	€6,252
X9SDL200	X9 executive desk with right hand return unit, 2120W x 2340D x 750H	€6,336
X9SDL220	X9 executive desk with right hand return unit, 2320W x 2340D x 750H	€6,480

X9 Boardroom Tables



X9RIL140	X9 boardroom table, 1410W x 1410D x 750H	€3,460
X9RIL280	X9 boardroom table, 2810W x 1410D x 750H	€6,358
X9RIL420	X9 boardroom table, 4210W x 1410D x 750H	€9,268
X9RIL560	X9 boardroom table, 5610W x 1410D x 750H	€12,220



Lead Time: 5 Weeks



X10 Executive Desks & Boardroom Tables



18mm top; rectangular top; return available for desk; MDF curved frame; adjustable feet; available in 3 veneer finishes.

X10 Executive Desks



X1SDL190	X10 executive desk with right hand return unit, 1900W x 2200D x 760H	€10,210
X1SDL210	X10 executive desk with right hand return unit, 2100W x 2200D x 760H	€10,290
X1SDL230	X10 executive desk with right hand return unit, 2300W x 2200D x 760H	€10,419
X1SDL250	X10 executive desk with right hand return unit, 2500W x 2200D x 760H	€10,530

X10 Boardroom Tables



X1RIL140	X10 boardroom table, 1410W x 1410D x 750H	€4,848
X1RIL280	X10 boardroom table, 2810W x 1410D x 750H	€8,498
X1RIL420	X10 boardroom table, 4210W x 1410D x 750H	€12,918
X1RIL560	X10 boardroom table, 5610W x 1410D x 750H	€17,294



Lead Time: 5 Weeks

X-Time Work Executive Desk



38mm desk, bow fronted workstation with executive panel leg and modesty panel; straight return and pedestal and adjustable feet.

X-Time Work Executive Desks



FOSC180+FODA	X-Time executive desk with return unit, 1800W x 1000D x 735H	€2,064
FOSC200+FODA	X-Time executive desk with return unit, 2000W x 1000D x 735H	€2,082
FODA100	X-Time return unit, 100W x 600D x 735H	€760
FODA1800	X-Time return unit, 1800W x 600D x 735H	€752
FODA2000	X-Time return unit, 2000W x 600D x 735H	€773



Lead Time: 5 Weeks



T45 Executive Desks & Boardroom Tables


Quadrifoglio Group

38mm desk top; rectangular desk; structural modesty panel; structural return; pedestal.

T45 Executive Desk



T4MCD200 T45 executive desk with return unit, 2000W x 1940D x 730H

€2,248

30mm table top with an 85mm over-hang; wooden column legs; a choice of 4 length options; lift-up cable tray.

T45 Boardroom Tables



T4RM0140 T45 boardroom table, 1400W x 1400D x 730H

€2,164

T4RM0280 T45 boardroom table, 2800W x 1400D x 730H

€3,982

T4RM0420 T45 boardroom table, 4200W x 1400D x 730H

€5,869

T4RM0560 T45 boardroom table, 5600W x 1400D x 730H

€7,674



WHITE

ELM

CANAL-
ETTO
WALNUT

EUCALY
PTUS

Lead Time: 5 Weeks

Easy Space & eRange Tables

NowyStyl



Easy Space Meeting Tables

BR T2	Barrel shaped meeting table; (I) frame; 2400W x 1200/800D x 740H	€1,196
BR T2	Barrel shaped meeting table; (I) frame; 3200W x 1400/1000D x 740H	€1,398
BR T2	Barrel shaped meeting table; (I) frame; 4000W x 1400/1000D x 740H	€1,496

NowyStyl



eRange Desk End, Sideboard and Table

WNRSBFD16NNLNZ	Sideboard for integration with desk; 3 doors/3 drawers; 1583W x 450D x 577H	€2,642
WNRRN28NN4N000000	Slab-end leg for integration with sideboard; 2013W x 1000D x 750H	€1,924
WNRKANN-000000	Freestanding rectangular table on column legs; 2200W x 1200D x 750H	€2,544



Finishes



Frame Finishes



Lead Time: 8-10 Weeks



Acoustic Pods



HIGH ACOUSTIC RATING

D_{s,A} - 28.3 dB

Based on ISO 23351-1 standard



UL GREENGUARD
CERTIFIED



Contents

Acoustic Pods

99-100



We're Booth in this together!!!

Choosing a booth or pod for your office can offer several benefits, depending on your specific needs and preferences. Here are some reasons why you might consider incorporating booths or pods into your office space:

Privacy and Concentration: Booths or pods provide a private and enclosed space, which is ideal for employees who need to focus on individual tasks or have confidential conversations without distractions.

Reduced Noise Disturbance: Enclosed booths can help reduce noise and distractions from the surrounding office environment, allowing employees to concentrate better and improve productivity.

Meeting and Collaboration: Pods can serve as small meeting spaces for quick discussions, brainstorming sessions, or one-on-one meetings, fostering collaboration and creativity within a controlled environment.

Flexibility in Space Utilisation: Booths or pods are versatile and can be placed in different areas of the office to optimise space usage. They can be used for various purposes, such as individual work, group discussions, or relaxation.

Aesthetically Pleasing Design: Modern booths or pods often have sleek and attractive designs that can enhance the overall aesthetics of the office, contributing to a contemporary and inviting work environment. They can also be branded with company colours and/or logos.

Charged: Booths and Pods are available with plugs and usb charging ports which will allow the occupants to work without fear of losing power or connectivity.

Comfort and Ergonomics: Booths are typically designed for comfort, providing ergonomic seating and adequate lighting, making them conducive for extended periods of work. A premium booth can come with a hepa air filter which provides continuous clean air to the occupants.

Modularity and Scalability: Pods and booths can be modular and easy to move or rearrange, providing flexibility in configuring the office layout based on changing needs or team sizes. They can also be moved and brought with you if you move office.

Private Communication: In open office layouts, booths or pods can serve as spaces for private conversations or discussions that require a level of confidentiality not achievable in a shared workspace.

Remote Work Integration: With the rise of remote work, booths or pods can be equipped with technology to facilitate virtual meetings and communication, accommodating a hybrid work model.

Employee Wellbeing: Providing dedicated spaces like booths or pods shows that the company cares about employee comfort and wellbeing, which can contribute to overall job satisfaction and retention.

When choosing a booth or pod for your office, consider your organisation's specific needs, the layout of your office space, the number of employees, and the type of work that needs to be facilitated. It's essential to assess how these features align with your organisational goals and the overall work culture you want to cultivate within your office.



Acoustic Pods



Acoustic Pods

S POD

Single person acoustic pod 2.0 with **HEPA filter**; W:1800 D: 1000 H: 2180

POA

W POD

Single person privacy acoustic pod 2.0 with **HEPA filter**; W:1400 D: 1250 H: 2180

POA

D POD

2-4 person acoustic meeting pod 2.0 with **HEPA filter**; W:2200 D: 1250 H: 2180

POA

C POD

Acoustic meeting pod 2.0 with **HEPA filter** and sofas; W:2400 D: 2400 H: 2180

POA



S POD - SOLO 2.0 POD



Sofa
& Table
included

W POD - FOCUS 2.0 POD



Sofa
& Table
included

D POD - CONNECT 2.0 POD



Sofa
included,
Table & TV
not included

C POD - RETREAT 2.0 POD

Lead Time: 7-10 Days

SPACE
GREY

Contact a member of our sales team about Delivery and Installation



D POD - CONNECT 2.0 POD



W POD - FOCUS 2.0 POD



D POD - CONNECT 2.0 POD

Steel Storage



Contents

Pedestals	104	Specialist Lockers & Cupboard	108
Security Storage & Office Lockers	105	Filing Cabinets & Hazardous Cupboards	109
Double Door & Tambour Units	106	Cupboard & Tambour Fitments	110
Lockers	107	Pure Power Lockers	111-114





Steel Storage Options for the Office

When choosing steel storage options for an office, several factors need to be considered to ensure that the storage meets the organisation's needs, fits well within the office space, and provides security and functionality. Here are steps and considerations to help you choose the right steel storage options for your office:

Assess Storage Needs: Identify the types of items that need to be stored, such as documents, office supplies, equipment, or personal belongings. Determine the volume of storage required and whether you need open shelving, cabinets, file drawers, or a combination.

Space Assessment: Measure the available space in the office where the storage will be placed. Consider the layout, available wall space, and how the storage will fit within the existing furniture and decor.

Functionality and Features: Choose storage options that align with your specific needs. Consider features such as adjustable shelves, locking mechanisms, mobility (if needed), ease of access, and organisational compartments.

Durability and Material: Opt for steel storage options due to their durability, longevity, and resistance to wear and tear. Steel cabinets and shelving are also secure and offer protection for valuable items.

Aesthetics and Design: Ensure that the steel storage options match the office's overall aesthetic and design. Choose colours and finishes that complement the existing office furniture and decor. Powder coating is now available as an option on selected models, coloured doors can create a feature in a workspace and enhance the overall look from a basic grey to corporate colours, powder coating can also enhance the lifespan of the unit.

Security and Locking Systems: If storing sensitive or confidential items, prioritise steel storage options with robust locking mechanisms to ensure security and control access to the stored items.

Ease of Installation and Assembly: Consider the ease of installation and assembly of the steel storage options. Opt for options that can be easily assembled or installed without the need for specialised tools or expertise.

Price & Warranty Considerations: Consider the price of the lockers in comparison to the features and quality offered. Also, check for warranties or guarantees that cover defects or damage.

Sustainability and Environmental Impact: Consider eco-friendly and sustainable steel storage options if your organisation prioritises environmental responsibility. Look for options made from recycled materials or those with energy-efficient manufacturing processes.

By considering these factors and steps, you'll be able to choose appropriate steel storage options that enhance organisation, security, and efficiency within your office.

Pedestals



Mobile Pedestals

BV30Z

3 drawer mobile slimline steel pedestal. 300W x 500D x 600H

€170

BV40Z

3 drawer mobile steel pedestal. 390W x 500D x 600H

€180

Flat fronted steel drawers with finger pull; Anti-tilt locking device is fitted preventing a second drawer being opened; Fitted with 4 castors (front 2 are locking); Fifth roller castor prevents tipping when a drawer is open; 2 Box drawers and 1 filing drawer includes plastic pen tray; Filing drawer accepts A4 or Foolscap suspension files; Fitted with lock and 2 keys (Master Series); Available in White, Silver or Black.



CUSHIONS AVAILABLE
PRICES ON APPLICATION



Lead Time: Express





Security Storage & Office Lockers



Security Filing Cabinets

AMSFC2

2 drawer security filing cabinet, 705H x 460W x 620D

€360

AMSFC4

4 drawer security filing cabinet, 1321H x 460W x 620D

€436

Swan neck grip handle; fitted with a full length steel bar. Each drawer has high sides for additional strength; fitted with smooth action suspension slides; accommodates foolscap suspended filing, can accommodate A4 filing when conversion rails are fitted (AMRAH); 100% drawer opening for maximum filing space; anti-tilt device is fitted as standard; 40 kilo drawer capacity; locking with 2 keys (Master Series); **Available in Grey.**



LOCKED WITH PADLOCK
(NOT INCLUDED)



Security Double Door Cupboard

ACSC72

2 door security cupboard, supplied empty, 1829H x 914W x 457D

€428

Fitted with a steel hinged cover for added security - locked in position with a padlock (not included); fitted with two point locking system - twist handle lock and 2 keys (Master Series); accommodates lateral filing pockets; Supplied Empty - complete range of internal fittings available. **Available in Grey.**



FITTED WITH
STEEL HINGED
LOCK COVER



LOCKED WITH
PADLOCK
(NOT INCLUDED)



Office Lockers

BOM680W15

6 door office locker, 1200H x 800W x 486D

€820

BOM880W15

8 door office locker, 1572H x 800W x 486D

€960

Mail slot on each door; Each compartment fitted with an adjustable shelf; Name holder on each door; Fitted with soft closing hinges; Each compartment locking with combination lock; **Available in White.**

Lead Time: 7-10 Days

GREY

WHITE

OFFICE
LOCKERS
ONLY

Double Door & Tambour Units



Double Door Cupboards

AC28DD1

2 door cupboard c/w 1 standard shelf, 1016H x 914W x 457D

€296

AC40DD1

2 door cupboard c/w 1 standard shelf, 1016H x 914W x 457D

€326

AC60DD2

2 door cupboard c/w 2 standard shelves, 1524H x 914W x 457D

€368

AC72DD3

2 door cupboard c/w 3 standard shelves, 1829H x 914W x 457D

€360

AC78DD3

2 door cupboard c/w 3 standard shelves, 1829H x 914W x 457D

€446

AC82DD4

2 door cupboard c/w 4 standard shelves, 2082H x 914W x 457D

€520

Fitted with two point locking system - Twist handle lock and 2 keys (Master Series); Complete with standard shelves; Accommodates lateral filing pockets; Complete range of internal fitments available. **Available in Grey, AC40DD1 & AC78DD3 available in White, AC72DD3 available in Black. Tested by FIRA to BS EN 14073:2004 Parts 2-3 & BS EN 14074:2004**



Slimline Double Door Cupboard

AZ40DD

Slimline 2 door cupboard c/w 1 dual purpose shelf, 1016H x 914W x 381D

€282

AZ72DD

Slimline 2 door cupboard c/w 3 dual purpose shelves, 1829H x 914W x 381D

€310

The 'AZ' Double Door Cupboard is 400mm deep and comes complete with AZ Dual Purpose Shelves as standard; The AZ Dual Purpose Shelf will only fit into the AZ Cupboards and can be used for storage and hanging 330mm Lateral Filing Pockets underneath. Extra AZ Dual Purpose Shelves available: **CODE AZLFZ; Available in Grey.**



Side Opening Tambour Units

AM28SOTG Side opening tambour, supplied empty, 1016H x 1000W x 486D **€560**

AM40SOTG Side opening tambour, supplied empty, 1016H x 1000W x 486D **€520**

AM47SOTG Side opening tambour, supplied empty, 1016H x 1000W x 486D **€570**

AM60SOTG Side opening tambour, supplied empty, 1524H x 1000W x 486D **€608**

AM78SOTG Side opening tambour, supplied empty, 1981H x 1000W x 486D **€612**

AM82SOTG Side opening tambour, supplied empty, 1981H x 1000W x 486D **€820**

Finger grip handles; Two point locking 2 keys (Master Series); Accommodates lateral filing pockets; Full length magnetic slam rails; Supplied Empty - Complete range of internal fitments available; **Available in Grey.**

• **AM28SOT, AM40SOT, AM47SOT & AM78SOT** available in Silver

• **AM40SOT & AM78SOT** also available in Black

• **AM28SOT & AM47SOT** also available in White

(€60 upcharge for Silver, White & Black).

Tested by FIRA to BS EN 14073:2004 Parts 2-3 & BS EN 14074:2004

Lead Time: Express

GREY

WHITE



Lockers



GOSTAND1218
305W x 457D x 150H **€84**
GOSTAND1218N2
610W x 457D x 150H **€99**
GOSTAND1218N3
915W x 457D x 150H **€120**

GOSTAND1218 accommodates standard 12x18 lockers (305Wx457D)

GOSTAND1218N2 accommodates a nest of two 12x18 lockers

GOSTAND1218N3 accommodates a nest of three 12x18 lockers



GOSTAND1818
457W x 457D x 150H **€106**
accommodates
18x18 lockers (457Wx457D)

Lockers

		Grey Standard Lockers	With Coloured Doors
L1D7022	Single door locker, 1778H x 305W x 305D	€168	€240
L1D7028	Single door locker, 1778H x 305W x 457D	€204	€280
L2D7022	2 door locker, 1778H x 305W x 305D	€202	€286
L2D7028	2 door locker, 1778H x 305W x 457D	€220	€298
L3D7028	3 door locker, 1778H x 305W x 457D	€235	€312
L4D7022	4 door locker, 1778H x 305W x 305D	€230	€310
L4D7028	4 door locker, 1778H x 305W x 457D	€244	€320
L6D7022	6 door locker, 1778H x 305W x 305D	€250	€330
L6D7028	6 door locker, 1778H x 305W x 457D	€270	€344

Name holder fitted to every door and full length door stiffener; Single locker fitted with hat shelf and coat hook; 2 door locker fitted with coat hooks; Door vents standard on single and 2 door lockers; Cam lock with 2 keys (master series) - Butterfly lock option; **Available in Grey or Black, Red, Yellow, Blue and Green.**



SINGLE
SLOPING TOP
LST128G
€36



TRIPLE
SLOPING TOP
LST328G
€98



COMBINATION
LOCK
3780
€62



BUTTERFLY LOCK OPTION
(padlock not included)
BUTLOCK
€15

Z Locker

	Grey	Coloured
L2DZ	€316	€399

2 door Z locker, 1829H x 380W x 457D. Grey.

Two 'Z' doors with ventilation perforation holes; name holder fitted on every door; full length door stiffener on every door; each compartment is fitted with a coat rail; fitted with a camlock and 2 keys Master Series; butterfly locks can be fitted as an option (padlock not supplied); **Available in Grey.**



COMBINATION
LOCK
3780
€62



BUTTERFLY LOCK OPTION
(padlock not included)
BUTLOCK
€15

Lead Time: 7-10 Days





Specialist Lockers & Cupboard



Clean & Dirty Locker

LCD7088

Clean & dirty single door locker, 1778H x 457W x 457D

€268

Clean & dirty lockers contain a top shelf and centre partition to keep clean garments and soiled work clothes separate; complete with door vent perforations; name holder fitted to every door with a full length door stiffener; cam lock with 2 keys (master series) - Butterfly lock option; **Available in Grey.**



COMBINATION
LOCK
3780
€62



BUTTERFLY LOCK OPTION
(padlock not included)
BUTLOCK
€15



Janitor Locker

LJ7088G

Janitor single door locker, 1778H x 457W x 457D

€308

Janitor lockers have one top shelf, 3 side shelves and a centre partition for storage; complete with door vent perforations; name holder fitted to every door with full length door stiffener; cam lock with 2 keys (master series) - Butterfly lock option; **Available in Grey.**



COMBINATION
LOCK
3780
€62



BUTTERFLY LOCK OPTION
(padlock not included)
BUTLOCK
€15



Janitor Double Door Cupboard

AY718JG

Janitor double door cupboard, 1829H x 914W x 457D

€468

Fitted with a two point locking system; full length door stiffeners for extra strength; supplied with one top shelf, 3 side shelves and a centre partition fitted with a wardrobe rail; fitted with a twist handle lock and 2 keys (master series); Supplied Complete; **Available in Grey.**

Lead Time: 7-10 Days

GREY



Filing Cabinets & Hazardous Cupboards



Contract Filing Cabinets

AC2

Contract 2 drawer filing cabinet, 730H x 460W x 620D

€226

AC3

Contract 3 drawer filing cabinet, 1024H x 460W x 620D

€246

AC4

Contract 4 drawer filing cabinet, 1321H x 460W x 620D

€258

Recessed handle and label holder; each drawer has high sides for additional strength; accommodates foolscap suspended filing ONLY; anti-tilt device is fitted as standard; 35 kilo drawer capacity; locking with 2 keys (Master Series); **Available in Grey.**



Mainline Filing Cabinets

AM2*

Mainline 2 drawer filing cabinet, 705H x 460W x 620D

€256

AM3

Mainline 3 drawer filing cabinet, 1016H x 460W x 620D

€268

AM4*

Mainline 4 drawer filing cabinet, 1321H x 460W x 620D

€284

Swan neck grip handle; Each drawer has high sides for additional strength; Fitted with smooth action suspension slides; Accommodates foolscap suspended filing; 100% drawer opening for maximum filing space; Anti-tilt device is fitted as standard; 40 kilo drawer capacity; Locking with 2 keys (Master Series). Available in Grey. **Tested by FIRA to BS EN 14073:2004 Parts 2-3 & BS EN 14074:2004**

- Also available in Black, Silver & White (€30 upcharge)
- AM2 & AM4 available in Coffee/Cream



Hazardous Cupboards

Fitted with two point locking system - Twist handle lock and 2 keys (master series); Each cupboard comes complete with sump tray; Available in Yellow/Grey

AH35DH

1 shelf; 889H x 457W x 457D

€316

AH40DDH

2 shelves; 1016H x 914W x 457D

€465

AH72DDH

3 shelves; 1829H x 914W x 457D

€665

Lead Time: Express

GREY

RED

BLUE

BLACK

SILVER

WHITE

YELLOW



Cupboard & Tambour Fitments



CODE	COLOUR	PRICE
AMS36	grey, (white)	€40
AMS800	grey, white	€38

STANDARD SHELF


(maximum load 45kg)
AMS800 for AM28SOT only.



CODE	COLOUR	PRICE
AMHD36	grey	€40

HEAVY DUTY SHELF

(maximum load 64kg).



CODE	COLOUR	PRICE
AMSF36	grey	€36
AMVD7 (PK5)	grey	€44

SLOTTED SHELF & 7" VERTICAL DIVIDER

Slotted shelf to take AMVD7. 7" vertical dividers (sold separately). Maximum load 45kg.



CODE	COLOUR	PRICE
AMLFS	grey	€50
AMLFS33	grey	€56
AZLFZ'	grey	€28

DUAL PURPOSE SHELF

Hanging pockets AMLFS, 27cm and AMLFS33, 33cm pockets. *For SLIMLINE Cupboards ONLY.



CODE	COLOUR	PRICE
AMWS36	grey	€60

WARDROBE SHELF

Fitted with a coat rail.



CODE	COLOUR	PRICE
AMVD9	grey	€36

9" DIVIDER

For use with AMS36 and AMHD36.
(maximum load 45kg).



CODE	COLOUR	PRICE
AML36	grey	€46

LATERAL FILING FRAME

Overall pocket height +13mm.



CODE	COLOUR	PRICE
AMCOMP	grey	€288

COMPARTMENT SHELF

Filing shelf fitted with 16 A4 compartments.



CODE	COLOUR	PRICE
AMROF	grey	€149

ROLL OUT FILING FRAME

(Bracket required)
Takes foolscap or A4 filing pockets.



CODE	COLOUR	PRICE
AMB	black	€38
AMAT2	black	€109
AMAT3	black	€118

ANTI-TILT BRACKETS

When more than one roll out fitment is fitted, anti-tilt brackets AMAT2 or AMAT3 must be used.

WARNING: When one Roll out fitment is required an AMB Bracket **MUST** be used. Roll out fitments should always be fitted in the bottom half of units. Anti-tilt brackets **MUST** be used when fitting two or more roll out fitments. Maximum of 3 Roll out fitments per unit.

GREY

WHITE



Pure Power Lockers




pure laptop power

Pure power lockers offer the highest quality power strips, available in 240volt, USB and USB-C. Our range of power lockers have individually locked compartments or single door quick access compartments enabling secure access and charging, ideal for universities, schools and offices. Each unit is vented to prevent accumulation of heat, Lockers should always be secured to a wall for security and safety.



choice of charging options available

With multiple socket options to choose from, you are sure to find a charging solution to suit your needs.




PRICE ON APPLICATION

Pure Power Lockers



pure tool power

Pure tool power lockers offer the highest quality power strips for re-charging power tool batteries, available in 240volt, USB and USB-C. Our tool power lockers have robust individually locked compartments enabling secure access and charging, ideal for sites with independent contractors. Each unit is vented to prevent accumulation of heat. Lockers should always be secured to a wall for safety.



uk 3 pin socket in each compartment



Additional choice of **USB** and/or **USB-C**

Tested to BS 5733:2010

Fully certificated - Declaration of Conformity



security features

Secure through frame locking

Double return for higher levels of security

Five knuckle hinge

(bioshell)
Anti-bacterial coating



multiple cable outlet options

PRICE ON APPLICATION



Pure Power Lockers

pure mobile power

Pure mobile device power lockers offer the highest quality power strips, available in 240volt, USB and USB-C. These handy sized charging lockers can be wall or floor mounted if appropriately fixed and are ideal for secure charging in universities, schools, warehouses and offices. These units can keep distracting phones off desks while keeping them topped up for homeward journeys. Each unit is vented to prevent accumulation of heat. Lockers should always be secured to a wall for security and safety.



20 door mobile power



All units can be wall or floor mounted

8 door mini power

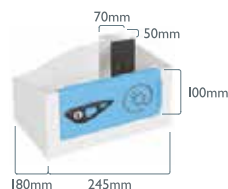
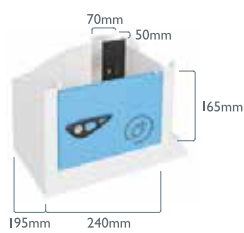


Sloping top version available

Can be wall or floor mounted



All lockers have multiple power cable outlet options



PRICE ON APPLICATION

Pure Power Lockers



choice of charging options available

With multiple socket options to choose from, you are sure to find a charging solution to suit your needs.



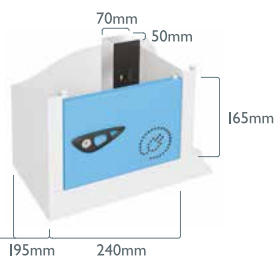
stackable



8 door



16 door



PRICE ON APPLICATION

SALES TERMS AND CONDITIONS 2024

1. Prices

Alpha Marketing Ireland Ltd., reserves the right to vary any of the prices on its issued Price List without prior notice. Orders are accepted on condition that goods will be invoiced at prices ruling at the date of despatch.

Save with the prior written agreement of a director of the Company all prices and any discounts quoted by the Company or any of its representatives whether oral or in writing, are made on the basis that the resulting amounts invoiced must in all circumstances be settled in full by the Customer within thirty days of the date of the invoice.

In all circumstances the amount of V.A.T. shown on the invoice must be paid in full.

2. Payment

Payment for goods shall become due thirty days from date of invoice and is strictly nett. If the Customer shall fail to make full payment on the due date, the Company shall be entitled to charge interest on the amount due from the date of invoice to the date of actual payment after as well as before any judgement obtained at the rate of one and a half percent per month calculated on a daily basis. If the Customer shall fail to pay in full within sixty days from date of invoice, the Customer shall reimburse the Company for any expenses reasonably incurred by the Company in the collection of all sums due.

All cheques to be made payable to Alpha Marketing Ireland Ltd.

3. Value Added Tax

The Customer shall be responsible for V.A.T. on all orders at the prevailing standard rate on the invoice values at the time of dispatch.

4. Cancellations

Orders, in whole or in part, can only be cancelled, with the written agreement of the Company. In cases where goods not normally stocked have been ordered specially, e.g., chairs covered in a Customer's selected upholstery, or special items of equipment the Company may not then be in a position to accept cancellation and in any event shall not be so obliged such agreement has been granted, the cancellation will be subject to a 25% cancellation charge.

5. Carriage

In the event that a Customer requests that delivery of goods be made to an address other than that of the Customer, the Company shall be entitled to make an additional delivery charge and to require that assistance be available for off loading the goods.

6. Damage and Short Delivery

The Company shall not be obliged to entertain any claims of goods being delivered damaged or short delivered, unless the Customer notifies the Company in writing within 24 hours of delivery, quoting the delivery note number. All damaged articles must be returned to our depot carriage paid within 1 month of dispatch.

7. Delivery

Delivery times quoted are given in good faith and although the Company will make every effort to deliver on the dates given it does not accept liability for failure to do so. The Company shall be entitled to make partial deliveries and to invoice the Customer accordingly. Payment of such invoices shall be due and payable on the same terms and in the same manner as applicable to an invoice for the full delivery.

8. Delayed Delivery Storage

The Company shall endeavour to support all customers where delivery of the product is delayed due to the end user not being ready or available to accept delivery up to a period of 7 days after the agreed delivery date. Should products have to be stored by the company after that date space will be charged per pallet space per week stored.

9. Specification and Continuity of Product

The Company cannot be held liable in any way whatsoever for:-

- (a) changes in specification made by its manufacturing suppliers, or
- (b) the discontinuance of any particular line.

The Company shall make all reasonable efforts to notify the Customer of such events if it becomes aware of them.

10. Reservation of Title

(a) Legal title and ownership in the goods shall remain with the Company until the Customer shall have paid the Company in full respect of all accounts of any nature outstanding by the Customer with the Company.

(b) Until payment in full aforesaid shall have been made, the Customer shall have possession of the goods as bailee for the Company and shall have authority until such authority is countermanded by the Company, to sell the goods on behalf of the Company to third parties at arms length in the ordinary course of the Customer's business. The Customer shall hold all proceeds of such sales in trust for the Company and shall maintain such proceeds separately identified. The Company shall be entitled to all rights and claims which the Customer may have against its customers arising from such sales until payment aforesaid is made in full.

(c) The Customer shall store the goods in such a way as to enable them to be identified as the property of the company

(d) For so long as any payment is overdue, the Company shall be entitled to enter upon any premises where the goods are located and to take possession and resell the same and for this purpose the Customer hereby grants the Company irrevocable right and licence to enter upon any premises where the goods are located. This right shall continue to subsist notwithstanding termination of this Contract for any reason and shall be without prejudice to any accrued rights of the Company.

(e) Notwithstanding these provisions for reservation of title, risk in the goods shall pass to the Customer on delivery.

11. General

Unless and until terms and conditions shall be further modified, they shall apply to any order accepted by the Company save to the extent that the terms for an order other than prices and or discounts as varied in condition 1 hereof, shall have been first agreed to in writing by a director of the Company.

12. Environment

Opportunities are sought to always purchase timbers and veneers from renewable and sustainable sources. Chipboard used is of E1 category in order to reduce harmful chemical emission during the manufacturing process. Purchasing policy on new plant and machinery ensures the minimum impact on the environment. All company cars have been converted to use lead-free petrol and we continue to liaise with all regulatory bodies and associations. We are proud members of Guaranteed Irish, CarbonFit and we are fully ISO accredited.

All orders received will be placed within 48 hours of receipt and an order acknowledgement will be communicated as confirmation



Unit 1e
Broomhill Business Complex
Broomhill Road
Dublin
D24 YR3N

(01) 463 5371
hello.ireland@**alphayourspace**.ie
alphayourspace.ie

